

Endless possibilities...

PRODUCT
CATALOG

begin here...



Serving Industry Since 1967



Serving Industry Since 1967

“Constantly challenging the status quo and pushing boundaries leads to transformative growth.”

Our Corporation

ANM Alliance

ANM Alliance is a virtual repository of technology and an ideal knowledge partner providing quality solutions from Simulation to Site.

Our domain of expertise spans from the Laboratory to the Process industry as we offer exemplary solutions that encompass the varied needs in the Simulation to Site spectrum.

ANM Alliance comprises of lucrative SBUs derived through Team efforts of more than 100 colleagues working together.

ANM Alliance strategizes host of initiatives which include integrated backup services for the entire Team, warehousing site along with virtual warehousing, ERP and CRM.

We continually leverage technology in order to remain a lean and proactive Organization to endorse enhanced Customer service and satisfaction. Our nationwide network presence ensures prompt services to our Customers.

Many of ANM Alliance’s achievements today are a result of foresight, the ability to forecast Customer requirement and being on hand with already technological solution.

ANM Alliance Group owes its development to the visionary Founder, Late **Shri Arvind N. Mehta** – a man of simple living and high thinking, who set the course which the Group is following, to this day.

We continuously strive to become a responsible corporate citizen contributing significantly to the scientific, industrial and economic advancement of the Country.

Amkette Analytics
Limited



ANM Industries

SYNERGY
— TECHNO SUPPORT & SOLUTIONS LLP —

ANM HOUSE



FOUNDER LINEAGE

Estb. 1967



Manish Mehta



Shri. Arvind N Mehta



Sanjay Mehta



Dhwanit Mehta



Abhishek Mehta



Krish Mehta

the virtuous legacy continues...

Amkette Analytics
Limited

AM ANM Industries

SYNERGY
— TECHNO SUPPORT & SOLUTIONS LLP —

OUR MISSION



The management team will focus on delivering great value to customers by developing high calibre professional skills in core competence and representing world-class instrumentation and automation products.

OUR VISION



To be the finest skills - based total solution provider for turnkey projects, delighting our customers.

OUR VALUES



- Integrity and honesty
- Passion for customers, for our partners and technology
- Openness and respectfulness
- Taking on big challenges
- Constructive self-criticism, self- improvement and personal excellence
- Accountability towards customers, partners and employees for commitments, results and quality

OUR CORE COMPETENCIES



- Project management
- System integration and maintenance
- Delivering the best solutions for MEP

INDEX

SHIMADZU Excellence in Science

Electronic Balances	01 - 08
Semi-micro & Analytical Balance	02
Top Loading Balance	03
Analytical & Top Loading Balance	04
Moisture Balance	05
Accessories	06
Texture Analyzer	07
Jigs For Evaluating Textures	08

LAMY RHEOLOGY INSTRUMENTS

Viscosity, Rheology & Texture	09 - 28
B-One Plus	10
First Plus	11
First Pro Plus	12
First Prodig	13
First Prodig CP1000	14
RM 100 Plus	15
RM 100 CP-1000 Plus	16
RM 100 CP-2000 Plus Cone & Plate Viscometer	17
GT 300 Plus Gel Timer	18
GT 300 Prodig Gel Timer	19
Portable B-One Viscometer	20
Portable RM-100 - On-Line / Process Viscometer	20
RM 100i - In-Line / Process Viscometer	21
RM 100 L - In-Line / Process Viscometer	21
RM 200 Plus Rheometer	22
RM 200 CP-4000 Plus Rheometer	22
DSR 500 Rheometer	23
DSR 500 CP-4000 Plus Rheometer	23
TX 700 Texture Analyzer	24
Thermocell Package	25
Helipro	25
Accessories	26
Viscosity Standard	27
Rheotex Software	28

BINDER Best conditions for your success

Incubator, Oven, Climatic Chambers & Freezers	29-44
Hot Air Oven	30
Safety Drying Oven	31
Oven with Programmable Function	32
Oven with Advanced Program Function	33
Vaccum Oven	34
Incubator - Microbiological	35
Incubator - Cooled/ BOD	36
Stability Chamber - ECO & Solidline	38
Stability Chamber	39
Photo Stability Chamber	40
Growth Chamber	41
Climatic Chamber	42
Ultra Low Temperature Freezer	43
Software- GLP	44

Nabertherm

Furnace - Muffle, Ashing & Tube Type	45-54
Controller	46
Software	47
Muffle Furnace	48-49
Ashing Furnace	50
Tube Furnace	51
Split Type Tube Furnace	52
Gas Supply System	53
Oven - High Temperature 450 °C - 850 °C	54

GETINGE

LANCER | ULTIMA

Laboratory Instruments	55-62
Getinge - Lancer Ultima Series	55-60
Glassware Washer & Forced Air Dryer - Undercounter 815LX	57
Glassware Washer & Forced Air + Injector Dryer - Freestanding 1300LX	57
Glassware Washer & Forced Air + Injector Dryer - Upright 1600LXP	58
Glassware Washer & Forced Air + Injector Dryer - Large Upright 1600LXP/HE	58
Glassware Rack	59
Vials Rack	60
Bioreactor - Glassware Rack	60

HSt HWASHIN TECHNOLOGY SINCE 1991

Ultrasonic Cleaner (Low Noise)	61
Pipette Cleaner - Powersonic	61

Stanford Research Systems

Stanford Research Systems	62
Melting Point Apparatus (21 CFR Compliance)	62

HMC HIRAYAMA

Autoclave	63-68
Autoclave HV II Series - Touch Screen with USB	64
Autoclave HV Series	65
Autoclave HVE - Economical	66
Autoclave HVA Series with Forced Cooling function	67
Autoclave HVN Series with Deodorizing function	68
Autoclave HVP Series with Fully Automatic Drying Function	68

interscience

Scientific Instruments for Microbiology	69-72
Sampling Bag for Homogenizer / Lab Blender	69
MiniMix Lab Blender / Homogenizer 100 CC	70
BagMixer Lab Blender / Homogenizer 400 CC	70
JumboMix Lab Blender / Homogenizer 3500 CC	70
Scanstation - Fully Automatic Colony Counter with Incubator (100 -300 Petri Dishes)	71
Colony Counter- Semi Automatic	72
Colony Counter - Manual with Dark Field Technology	72



Water Activity Meter73-76
 LabMaster Neo Water Activity Meter74
 LabTouch Water Activity Meter75
 LabSwift Water Activity Meter75
 LabStart Water Activity Meter75
 Standards for Water Activity Meter - SAL-T
 (Re-usable & Long Life)76



Refrigerators & Freezers77-80
 BioPlus Series - Precise temperature control application78
 BioMidi Series - Versatile for Biomaterials in
 Pharmaceutical Labs78
 BioCompact II Series - The Dependable One for Quality
 Control Labs79
 BioBasic Series - Economical yet reliable80

B SCIENCE

Refrigerators & Freezers81-82
 Premium Biomedical Series - TFT Touch Screen82
 Large Volume Laboratory Refrigerator82



Freezers83-84
 Personal 37 Litre Upright Freezer84
 Personal 93 Litre Upright Freezer84
 Lab 256 Litre Upright Freezer84



Test Sieves & Sieve Shakers85-88
 Sieve Shaker RO-TAP RX-29 and RX-30 Sieve Shaker86
 Sieves 200mm Brass Frame with SS Sieves86
 Sieves 200mm SS Frame with SS Sieves86
 Alpine Jet Sieves86
 EML 200 Electromagnetic Sieve Shaker87
 EML 315 Electromagnetic Sieve Shaker87
 EML 450 Electromagnetic Sieve Shaker87
 UWL 400 Electromagnetic Sieve Shaker88
 Alpine Air Jet Sieve Shaker88



Water Bath, Circulators & Chillers89-92
 General Purpose Water Bath90
 Refrigerated Water Bath and Circulators90
 Chillers: Portable with Advanced Features91
 Chillers: Bench Top with Advanced Features92




Laboratory Instruments93-108
 Refrigerated Water Bath and Circulators94
 Ultrasonic Cleaners95
 Data Logger95
 Freeze Dryer / Lyophilizer96
 Sieve Shaker - Electromagnetic - Economical97
 Sieve Shaker - Electromagnetic - Touch Screen97
 Test Sieves98-99
 Vacuum Oven, Vacuum Pump100
 Hot Plate with Magnetic Stirrer101
 Overhead Stirrer101
 Vortex Mixture102
 Universal Statistic Printer102
 Flash Point Apparatus - Abel - Digital103
 Flash Point Apparatus - Pensky Martens
 Closed Cup - Digital103
 Flash Point Apparatus - Cleveland Open Cup - Digital103
 Viscometer - U Tube104
 Kinematic Viscosity Bath - U Tube105
 H2O Stabilizer (for Water Bath)105
 Leak Test Apparatus106
 Tablet Hardness Tester106
 Platform Scale - Class II107
 Top Loading Balances108



Chromatography Consumables109-119
 D2 Lamps110
 TOC / EPA Vial Kit110
 8mm Screw Top Vials, Caps & Septa111
 11mm Snap Top Vials, Caps & Septa111
 11mm Crimp Top Vials, Caps & Septa111
 13mm Screw Top Vials, Caps & Septa111
 1 ml Shell Vials with Lid111
 9mm Screw Top Vials, Caps, Septa & Inserts112
 6 ml Crimp Top Vials, Caps & Septa113
 10 ml Crimp Top Vials, Caps & Septa113
 20 ml Crimp Top Vials, Caps & Septa113
 20 ml Screw Top Vials, Caps & Septa113
 Crimpers & Decappers (11mm & 20mm) - Manual113-114
 Crimpers & Decappers (11mm & 20mm) - Electronic114
 Peek Tubings114
 Septa -GC115
 Ferrules - Vespel Graphite For GC115
 Ferrules - GC116
 Liners - GC116
 Syringes - GC and HPLC117-118
 Capillary Columns - GC119

MARKET SEGMENTS



Since 1967

Electronic Balances



SEMI-MICRO & ANALYTICAL BALANCE



AP-WD SERIES

Advanced Performance UniBloc Semi-micro Balances provide High-Speed Response and Stability. Available in super range and dual range.

- 21 CFR Part 11 Compliant with Lab Solutions Software.
- Variety of Accessories suitable for semi-micro measurements.
- Buffer Solution and Sample Preparation modes for HPLC Users(only in APW & APWD Series Model).
- RS232C Interface.
- User ID and Password Management.
- Minimum Measurement Value (only in APW Series Model).
- Periodic Inspection Support Function (only in APW & APWD Series Model).

Model	AP225W	AP135W	AP225WD-AD	AP225WD	AP125WD-AD	AP125WD	AP324X	AP224X
Capacity	220 g	135 g	220 g / 102 g		120 g / 52 g		320 g	220 g
Minimum Display	0.01 mg		0.1 mg / 0.01 mg				0.1 mg	
Door	Manual		Auto	Manual	Auto	Manual	Manual	
Repeatability (at weighing capacity)	0.015 mg (upto 20 g) 0.03 mg (upto 100 g) 0.05 mg (to weighing capacity)	0.05 mg	0.1 mg / 0.05 mg		0.1 mg / 0.02 mg		0.1 mg	
Linearity	±0.1 mg		±0.2 mg / ±0.1 mg		±0.2 mg / ±0.05 mg		±0.3 mg	±0.2 mg
Response Time	8 sec.		2 sec. / 8 sec.				2 sec.	
Sensitivity Stability Against Temperature Range	±2 ppm / °C (10 to 30°C)							
Pan Size	Approx: 91 mm dia							
Weight (Approx)	7.9 kg	7.9 kg	9.7 kg	7.9 kg	9.7 kg	7.9 kg	7.0 kg	

AUW-220D

UniBloc Analytical Balance

AUW-D dual-range semi-micro balance

Excellent Weighing Performance

- Compact UniBloc mechanism and digital processing technology produce fast response and stability at the same time.

For Applications

- Shimadzu's unique WindowsDirect is a standard feature Measurement results can be transmitted to Excel® or other Windows® applications without installing any additional software on your computer. All you have to add is one RS-232C cable.

WindowsDirect works with Windows® 95, 98 NT4.0, 2000, ME and XP. PC must be IBM PC/AT compatible.

If you'd like to use "WindowsDirect" with "Windows 7" "Windows Vista", or a USB port.

- Piece counting, various mass units, below-weigh hook, specific gravity measurement software are all standard features.



Model	Type	Calibration	Display	Capacity	Pan Size	Body Dimension(WxDxH)
AUW220D	Semi Micro	Internal	0.01mg/0.1mg	82g/220g	80mm dia approx.	217 x 356 x 338mm

ELECTRONIC TOP LOADING BALANCE



UP SERIES

Superior Response Significantly Increases Weighing Efficiency.

- Capacity range: 220g to 8.2kg.
- Readability: 0.001g, 0.01g and 0.1g.
- Significantly improved response time of approximately 1 second provides fastest response performance in its class.
- Full Aluminum Die Cast Housing Provides Excellent Chemical Resistance.
- Balance Keys Weighing Data Collection Software.
- Using the highly impact-resistant UniBloc sensor minimizes downtime due to malfunctions.
- UP series balances have been shown to operate with PLCs from major companies.
- Addition of ionizer increases measurement reliability.

“X” Series with Internal Calibration Weights

Model	UP223X	UP423X	UP623X	UP823X	UP1023X	UP2202X	UP4202X	UP6202X	UP422X	UP822X	UP8201X
Capacity	220 g	420 g	620 g	820 g	1020 g	2200 g	4200 g	6200 g	420 g	820 g	8200 g
Minimum Display	0.001 g					0.01 g					0.1 g
Repeatability (at Weighing Capacity)	≤ 0.001 g					≤ 0.01 g			≤ 0.008 g		≤ 0.08 g
Linearity	± 0.002 g		± 0.003 g		± 0.02 g			± 0.01 g		± 0.1 g	
Response Time ^(*)	Approx. 1 sec.								Approx. 0.6 to 1.0 sec.		
Sensitivity Stability Against Temperature Range	± 3 ppm/°C (10 to 30°C)								± 5 ppm/°C (10 to 30°C)		
Pan Size	Approx. 108 × 105 mm					Approx. 170 × 180 mm			Approx. 108 x 105 mm	Approx. 170 × 180 mm	
Weight	Approx. 3.4 kg					Approx. 4.6 kg			Approx. 3.4 kg	Approx. 4.6 kg	

*1 - Indicated response time values are typical

“Y” Series without Internal Calibration Weights

Model	UP223Y	UP423Y	UP623Y	UP823Y	UP1023Y	UP2202Y	UP4202Y	UP6202Y	UP422Y	UP822Y	UP8201Y
Capacity	220 g	420 g	620 g	820 g	1020 g	2200 g	4200 g	6200 g	420 g	820 g	8200 g
Minimum Display	0.001 g					0.01 g					0.1 g
Repeatability (at Weighing Capacity)	≤ 0.001 g					≤ 0.01 g			≤ 0.008 g		≤ 0.08 g
Linearity	± 0.002 g		± 0.003 g		± 0.02 g			± 0.01 g		± 0.1 g	
Response Time ^(*)	Approx. 1 sec.								Approx. 0.6 to 1.0 sec.		
Sensitivity Stability Against Temperature Range	± 3 ppm/°C (10 to 30°C)								± 5 ppm/°C (10 to 30°C)		
Pan Size	Approx. 108 × 105 mm					Approx. 170 × 180 mm			Approx. 108 x 105 mm	Approx. 170 × 180 mm	
Weight	Approx. 2.7 kg					Approx. 2.9 kg			Approx. 2.7 kg	Approx. 2.9 kg	

*1 - Indicated response time values are typical



AT-R SERIES

Basic Model with Improved Convenience.

- Capacity range: 62g to 320g.
- Readability: 0.1mg.
- Easy settings enable responsiveness and stability to be freely changed.
- Basic Analytical balance equipped with 2 interfaces: USB and RS232C.
- Prevent Human error by direct transfer of weight values to the computer.
- AT-R Series balances have been shown to operate with PLCs from major companies.
- Addition of ionizer increases measurement reliability.



TW/TX/TXB SERIES

Extremely capable and easy to operate.

- Capacity range: 220g to 6.2kg.
- Readability: 0.001g, 0.001ct (0.0002g), 0.01g, 0.1g.
- Easy to operate key layout.
- Piece counting function.
- Backlight LCD.
- Carat Balance



BL SERIES

High-resolution balances made affordable.

- Capacity range: 220g to 3.2kg.
- Readability: 0.001g, 0.01g, 0.1g.
- Piece counting function.
- Analog bar graph display.
- Change among many weighing units and functions with a single touch.
- Data Transfer Port.
- Equipped with a Square Pan for Ease of Operation.

MOISTURE BALANCE



MOC63U

Makes moisture content measurements quick and easy.

- Next-Generation Mass Sensor: UniBloc.
- Windows Direct Function.
- Backlit LCD.
- RS232C interface.
- USB Interface.
- In-Built Halogen Heater for moisture measurements.

A Total of Five Modes Makes This Balance Compatible with a Variety of Sample Measurements

- **Ending Modes**
Automatic/Timed Ending Mode.
- **Alternate Drying Modes**
Rapid/Slow/Step Drying Mode.



MOC-120H

Measure the Moisture Ratio of even large or large amounts of samples.

- The moisture ratio is found by heating the sample with the built-in infrared heater.
- The sample pan measures 130 mm in diameter, which is optimal for large amounts of samples.
- Importing results to a PC is easy (equipped with the Balance Keys function).
- Equipped with the UniBloc aluminum block mass sensor.
- Next-Generation Mass Sensor: UniBloc.
- Windows Direct Function.
- Backlit LCD.

ACCESSORIES



Static Remover (Ionizer)

- Static charge on a sample or in the container can cause fluctuations in weight.
- Stablo-AP provides reliable measurement by removing static electricity.
- AC Corona discharge method for fast Ionization (1 Second typically).
- Can be used easily in handheld form, setting up on stand, or being fixed within a balance.
- An excellent solution against static.

Electronic Printers

Enhanced support for ISO/GLP/GMP.



- Enhanced visibility for OLED Display.
- Includes functionality for preventing date alterations.
- Supports GLP/GMP using password protection- based date/time alteration prevention.
- Powered by Rechargeable Batteries.
- Status Display with Enhanced Visibility for OLED Display.

Specific Gravity Analyzer

Measures a variety of gravity values with the Immersion Method.



- Capable of automatically calculating and displaying specific gravity values.
- Liquid density can also be measured by using an optional sinker.

TEXTURE ANALYZER



Shimadzu presents the more convenient to use Next Generation Stand-Alone High Precision Table Top Type Texture Analyzer / UTM for the testing of materials. It brings exciting new dimension of quick, efficient testing to busy labs that need to improve productivity while maintaining quality.

EZ Test series comes with greater ease of operation through stand-alone or control by PC/Trapezium X Software, higher precision & accuracy of Interchangeable load cells from 1N/100g - 5kN/500kg, longer travel distance from 500mm - 920mm, ultra-high speed testing of 0.001-2000 mm/min & 1500 / 3000 mm/min return speed, automatic load calibration, accessible controls and comprehensive safety.

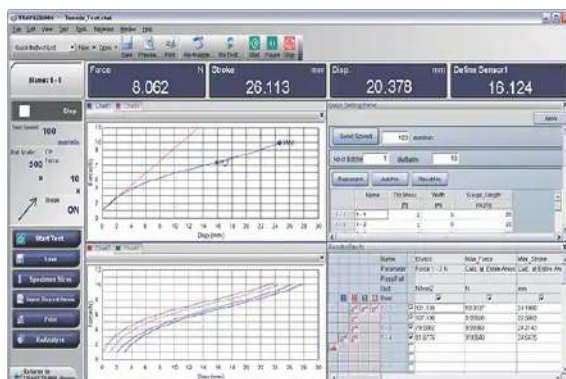
- Light weight and compact design.
- Single column, Finger-tip operation.
- Max capacity 500N & 5kN model.
- Travel upto 920mm.
- Fast return speed.
- Wide speed range 0.001 to 2000mm/min.
- Automatic load calibration.
- Crosshead speed accuracy $\pm 0.1\%$.
- High speed sampling of 1msec.
- Standalone operation without PC.
- USB interface for PC/Laptop.
- Touch load alarm.
- High precision load cell $\pm 0.5\%$ of indicated value within 1/500 ~ 1/1 of indicated force.

A wealth of specialized jigs suitable for Product Test in Diverse Fields

Physical evaluation testing is now required in more fields than ever before. EZ Test offers an ample selection of specialized jigs and features to support a wide variety of customer requirements with special jigs and applications for a number of fields, including foods, pharmaceuticals, medical devices, cosmetics, house hold items, packaging, automotive, electrical machinery & electronics and rubber & plastics, etc.

TRAPEZIUM X – Cutting Edge Software for Testing Machines

Trapezium X provides a state of the art user interface, comprehensive functions and easy to use design to improve the efficiency of your testing.



TRAPEZIUM X – Cutting Edge Software for Testing Machines

Trapezium X software is ideal for measuring the texture of foods, evaluating various quality parameters, or measuring the physical properties of pharmaceuticals, cosmetics, and other specimens. It allows creation of user-defined control patterns that enable creation of data processing parameters specialized for foods, such as hardness, brittleness, and energy.

Compression tests (piercing, penetration, and break analysis tests), tensile tests, texture tests (two-bite method), indentation tests, gel strength tests, shear/cutting tests, adhesiveness tests, hardness tests, and more.



Packaging



Food Texture



Plastics



Pharmaceuticals



Range of Jigs



Easy Control

Since 1967

JIGS FOR EVALUATING TEXTURES



Compression Test on Bread



Surface Hardness Test on Apple



Hardness Test on Butter



Viscoelasticity Test on Gelatin



Shear Test on Sausage



Compression Shear Test on Cereal




Compression Shear Test on Beans



Shear Test on Butter



Spreadability Test on Margarine



Three-Point Bending Test on Cookies



Break Strength Test on Potato Chips



Crush Test on Fruits




Extrusion Force Test on Liquids



Teeth Shear Test on Potato Croquette



Hardness Test on Lipstick



Testing Adhesive Bandages

VISCOSITY | RHEOLOGY | TEXTURE



Since 1967

B-ONE PLUS



Intuitive and powerful, the new B-ONE PLUS will surprise you with its extended measuring range in LR version or with its optional temperature sensor.

- 7" Touch Screen Display.
- Wide Speed Range upto 250rpm.
- Rotating Spring Less Technology.
- Robust Ball Bearing Suspension.
- SS316 Spindles.
- Bayonet Fitting for Quick & EZ Spindle Connection.
- Direct measure with Time to Stop.
- Built-in USER Mode & LOCK Mode.
- Built-in USB Port for Data Transfer.
- Torque gage on display
- Speed or shear rate control
- Units: cP (Centipoise), mPa.s/Pa.s(Poise)
- Displays: Viscosity, Speed, Torque(%), Shear Stress, Shear Rate, Time, Temperature (Optional probe required)
- Auto Range (Min. & Max. Viscosity) (Range depends on speed & spindle selected)

- Two Viscometer Ranges
 - LV & RV in 1 Viscometer (LR)
 - RV, HA - 5HB in 1 Viscometer (HR)
- Exactly same matching comparing results

Model	VISCOSITY RANGE cP (mPa•s)		SPEEDS			
	Min.	Max.	Accuracy	Repeatability	RPM	No. of Speeds
B-ONE PLUS LR (Low Range LV-RV)	1*	22M	±1% of FSR	+/-0.2%	0.1-250	UNLIMITED
B-ONE PLUS HR (High Range RV, HA-HB)	33*	240M	±1% of FSR	+/-0.2%	0.1-250	UNLIMITED
B-ONE PLUS HR / KU	40KU	140KU	±1% of FSR	+/-0.2%	0.1-250	UNLIMITED

* Can reach 1 mPa•s (LR) & 33 mPa•s (HR/Standard) with MS ULV

FIRST PLUS



With its expanded programming possibilities and increased modularity, the FIRST PLUS will be the ideal tool for your application whether you use it alone or with its software

- 7" Touch Screen Display.
- Wide Speed Range upto 250rpm.
- Rotating Spring Less Technology.
- Robust Ball Bearing Suspension.
- SS316 Spindles.
- Bayonet Fitting for Quick & EZ Spindle Connection.
- Direct measure with Time to Stop.
- Built-in Temperature Probe.
- Built-in USER Mode & LOCK Mode.
- Built-in USB & RS232 Port for PC/Printer Connection.
- Torque gage on display.
- Integrated temperature probe.
- Compatible with RheoTex software (21 CFR).
- Speed or shear rate control.
- Units: cP (Centipoise), mPa.s/Pa.s(Poise)
- Displays: Viscosity, Speed, Torque(%), Shear Stress, Shear Rate, Time, Temperature
- Auto Range (Min. & Max. Viscosity) (Range depends on speed & spindle selected)

- Two Viscometer Ranges
 - LV & RV in 1 Viscometer (LR)
 - RV, HA - 5HB in 1 Viscometer (HR)
- Exactly same matching comparing results

Model	VISCOSITY RANGE cP (mPa•s)		SPEEDS			
	Min.	Max.	Accuracy	Repeatability	RPM	No. of Speeds
FIRST PLUS LR (Low Range LV-RV)	1*	22M	±1% of FSR	+/-0.2%	0.1-250	UNLIMITED
FIRST PLUS HR (High Range RV, HA-HB)	33*	240M	±1% of FSR	+/-0.2%	0.1-250	UNLIMITED

* Can reach 1 mPa•s (LR) & 33 mPa•s (HR/Standard) with MS ULV

FIRST PRO PLUS



FIRST PRO has the same enhanced programming capabilities as the most complete instrument to maximize the repeatability of your measurements.

- Inbuilt software for programming.
- Direct measure with time to stop.
- User and locked mode.
- Data recording and USB transfer.
- Torque gage on display.
- Integrated temperature probe.
- Printer connection.
- Compatible with RheoTex software (21 CFR).
- Display of viscosity limits according to mobile and speed.
- Speed or shear rate control.
- Direct control of temperature unit.
- Multistep method.
- LIMS function.

- Two Viscometer Ranges
 - LV & RV in 1 Viscometer (LR)
 - RV, HA - 5HB in 1 Viscometer (HR)
- Exactly same matching comparing results

Model	VISCOSITY RANGE cP (mPa•s)		SPEEDS			
	Min.	Max.	Accuracy	Repeatability	RPM	No. of Speeds
FIRST PRO LR (Low Range LV-RV)	1*	22M	±1% of FSR	+/-0.2%	0.1-250	UNLIMITED
FIRST PRO HR (High Range RV, HA-HB)	33*	240M	±1% of FSR	+/-0.2%	0.1-250	UNLIMITED

* Can reach 1 mPa•s (LR) & 33 mPa•s (HR/Standard) with MS ULV

FIRST PRODIG



The viscometer with a 7 " touch screen allows you to create and save your measurement methods, display results or curves, analyse your data, print reports, manage users and protect data.

- Speed or shear rate control.
- Inbuilt software for programming.
- Constant, Multistep or ramp method.
- Direct curve on display.
- Direct analysis with regression.
- Direct report editing.
- Direct measure with time to stop.
- User and locked mode.
- Data recording and USB transfer.
- Torque gage on display.
- Integrated temperature probe.
- Printer connection.
- Compatible with RheoTex software.
- Display of viscosity limits according to mobile and speed.
- Direct control of temperature unit.
- LIMS function.
- QC limits function.

- Two Viscometer Ranges
 - LV & RV in 1 Viscometer (LR)
 - RV, HA - 5HB in 1 Viscometer (HR)
- Exactly same matching comparing results

Model	VISCOSITY RANGE cP (mPa•s)		SPEEDS			
	Min.	Max.	Accuracy	Repeatability	RPM	No. of Speeds
FIRST PRODIG LR (Low Range LV-RV)	1*	22M	±1% of FSR	+/-0.2%	0.1-250	UNLIMITED
FIRST PRODIG HR (High Range RV, HA-HB)	33*	240M	±1% of FSR	+/-0.2%	0.1-250	UNLIMITED

* Can reach 1 mPa•s (LR) & 33 mPa•s (HR/Standard) with MS ULV

FIRST PRODIG CP1000



70 mm Bottom Plate

The FIRST PRODIG CP1000 offers unparalleled ease of use and modularity. It incorporates a support for cone-plate measurements. It is perfectly suited to measurements at ambient temperature and offers the possibility to control temperature of the sample when combined with a circulating bath (not included). Its versatility allows it to use other measuring mobiles such as MS-RV, MS KREBS or MS VANE.

- Touch Screen Display.
- Wide Speed Range upto 250rpm.
- Rotating Spring Less Technology.
- Robust Ball Bearing Suspension.
- SS316 Spindles.
- CP-1000 stand for cone-plate measurement.
- Quick attachment with AC265 coupling.
- Manual lift for gap adjustment.
- Speed or shear rate control.
- Inbuilt software for programming.
- Constant, Multistep or ramp method.
- Direct curve on display.
- Direct analysis with regression.
- Direct report editing.
- Direct measure with time to stop.
- User and locked mode.
- Data recording and USB transfer.
- Torque gage on display.
- Integrated temperature probe.
- Printer connection.
- Compatible with RheoTex software(21 CFR).
- Display of viscosity limits according to mobile and speed.
- LIMS function.
- QC limits function.

- Multi Viscometer Range
 - (CP & Rotational Viscometer) in 1 Viscometer CP, RV, VANE, Krebs-KU
- Exactly same matching comparing results

Model	VISCOSITY RANGE cP (mPa•s)		Accuracy	Repeatability	SPEEDS	
	Min.	Max.			RPM	No. of Speeds
FIRST PRODIG CP 1000	3	80M**	±1% of FSR	±0.2%	0.1-250	UNLIMITED

** According to Cone-plate MS CP

RM100 PLUS




The RM100 PLUS is the viscometer with largest speed and torque range available on market. Create your methods and store your results in relation with your application.

- Speed or shear rate control.
- Huge speed and torque range.
- Direct control of temperature unit.
- Inbuilt software for programming.
- Direct measure with time to stop.
- User and locked mode.
- Data recording and USB transfer.
- Torque gage on display.
- Integrated temperature probe.
- Printer connection.
- Compatible with RheoTex software (21 CFR).
- Display of viscosity limits according to mobile and speed.
- Multistep method.
- LIMS function.
- QC limits function.
- Touch screen display.
- Wide speed range 1500 rpm.
- Rotating spring less technology.
- Robust ball bearing suspension.
- SS 316 spindles.

Model	VISCOSITY RANGE cP (mPa•s)		Accuracy	Repeatability	SPEEDS	
	Min.	Max.			RPM	No. of Speeds
RM100 PLUS	1	780M*	±1% of FSR	±0.2%	0.1-1500	UNLIMITED

M for million / * According to measuring system.

RM100 CP-1000 PLUS



Equipped with a fluid circulation for temperature control (bath not included), the RM100 CP1000 PLUS will allow you to perform cone-plate and beaker measurements using the MS RV, MS VANE or MS KREBS mobiles.

- 7" Touch Screen Display.
- Wide Range of CP01 - CP10 Spindles.
- Wide Range of CP40Z - CP52Z Spindles.
- Robust Ball Bearing Suspension.
- CONE/PLATE Springless Technology.
- AC265 coupling system for SS316 Cone Plate.
- SS316 Spindles (CP/RV/VANE).
- Bayonet Fitting for Quick & EZ Spindle Connection.
- Removable Bottom Plate.(w/integrated temp. probe)
- Manual lift for gap adjustment.
- Guaranteed Easy Cleaning.
- Programming and Recording Method.
- CP1000 Stand for C/P measurement.
- Built-in USER Mode & LOCK Mode.
- Built-in USB & RS232 Port for PC/Printer Connection.
- Optional RheoTex software (21 CFR).
- Units: cP (Centipoise), mPa.s/Pa.s(Poise)
- Speed or shear rate control.
- Inbuilt software for programming / Printer connection.
- Direct measure with time to stop.
- Torque gage on display.
- Integrated temperature probe.
- Display of viscosity limits according to mobile and speed.
- Multistep method.
- LIMS function / QC limits function.
- Displays: Viscosity, Speed, Torque(%), Shear Stress, Shear Rate, Time, Temperature
- Auto Range (Min. & Max. Viscosity) (Range depends on speed & spindle selected)

- Multi Viscometer Range
- (CP & Rotational Viscometer) in 1 Viscometer CAP, CP, RV, HA-HB, KU
- Cover High Torque 181,000 dyne cm ICI Specifications method
- Covers Low Torque 7,970 dyne cm (123CAP)
- Wide Shear Range! 1-20,000 sec⁻¹
- Exactly same matching comparing results

Model	VISCOSITY RANGE cP (mPa•s)		Accuracy	Repeatability	SPEEDS	
	Min.	Max.			RPM	No. of Speeds
RM100 CP-1000 PLUS	1	190M**	±1% of FSR	±0.2%	0.1-1500	UNLIMITED

M for million / ** According to MS CP spindle

RM100 CP-2000 PLUS CONE & PLATE VISCOMETER



Cone and Plate measuring systems are adapted for samples in limited quantities and difficult to clean. With maximum shear rate up to 20,000 s⁻¹, the RM100 CP2000 PLUS will fit all your applications.

- 7" Touch Screen Display.
- Wide Range of CP01 - CP10 SS316 Spindles.
- Wide Range of CP40Z - CP52Z SS316 Spindles.
- Robust Ball Bearing Suspension.
- AC265 coupling system for Cone Plate.
- Removable Bottom Plate.(w/integrated temp. probe)
- Guaranteed Easy Cleaning.
- CONE/PLATE Springless Technology.
- Programming and Recording Method.
- Direct report editing.
- Huge speed and torque range.
- Direct control of temperature unit.
- Inbuilt software for programming.
- Printer connection.
- Data recording & USB Transfer
- Built-in USER Mode & LOCK Mode.
- Built-in USB & RS232 Port for PC/Printer Connection.
- Optional RheoTex software (21 CFR).
- Units: cP (Centipoise), mPa.s/Pa.s(Poise)
- Multistep method.
- LIMS function.
- QC limits function.
- Displays: Viscosity, Speed, Torque(%), Shear Stress, Shear Rate, Time, Temperature
- Auto Range (Min. & Max. Viscosity) (Range depends on speed & spindle selected)

- Multi Viscometer Range
 - (CP & Rotational Viscometer) in 1Viscometer CP models & CAP models
- Cover High Torque 181,000 dyne cm ICI Specifications method
- Covers Low Torque 7,970 dyne cm (123CAP)
- Wide Shear Range! 1-20,000 sec⁻¹
- Exactly same matching comparing results

Model	VISCOSITY RANGE cP (mPa•s)		SPEEDS			
	Min.	Max.	Accuracy	Repeatability	RPM	No. of Speeds
RM100 CP-2000 PLUS	1	190M	±1% of FSR	±0.2%	0.1-1500	UNLIMITED

M for million

GT-300 PLUS GEL TIMER



Measure your Gel Time on one click

The GT 300 PLUS is a «Gel Timer» to measure all curing times of your products. Combined with disposable measuring systems and temperature control, it adapts to all your expectations for a very competitive cost per measurement.

- Inbuilt software for programming
- RheoTex software included.
- Direct control of temperature unit.
- Measure with disposable hooks and cups.
- Sample temperature probe (optional).
- Low sample volume.
- Temperature ramp available.
- Display of viscosity limits according to mobile and speed.
- LIMS function.
- QC limits function.

Disposable cup
(aluminium)
(by 100)
Ref. 700011



Disposable hook
(stainless steel)
(Vol. 50-80mL)
(by 100)
Ref. 700010



Disposable hook
(steel)
(Vol. 35-50mL)
(by 100)
Ref. 700040



GT-300 PRODIG GEL TIMER



Measure your Gel Time on one click

The GT300 PRODIG measures your gel time, shows curves, analyses your data and print reports. Autonomy and user-friendly, it benefits to GT300 performances with ergonomic innovations.

- Inbuilt software for programming.
- Direct curve on display.
- Direct Gel time analysis.
- Direct report editing.
- Direct control of temperature unit.
- Measure with disposable hooks and cups.
- Sample temperature probe (option).
- Low sample volume.
- Temperature ramp available.
- Display of viscosity limits according to mobile and speed.
- LIMS function.
- QC limits function.

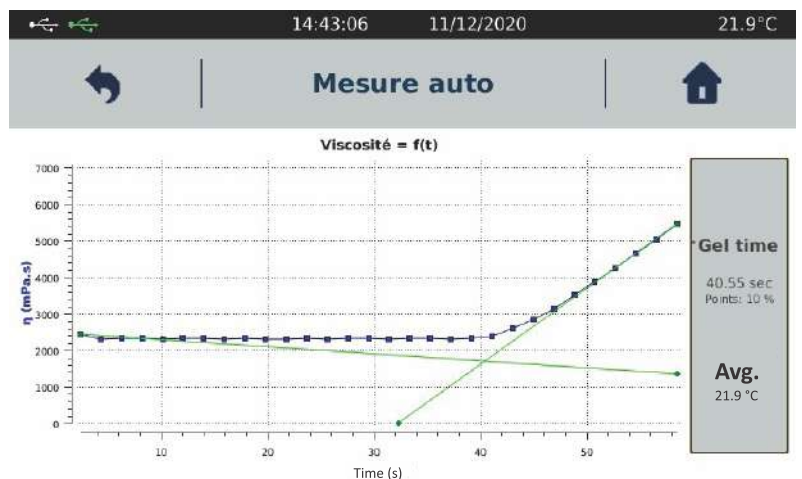
Disposable cup
(aluminium)
(by 100)
Ref. 700011



Disposable hook
(stainless steel)
(Vol. 50-80mL)
(by 100)
Ref. 700010



Disposable hook
(steel)
(Vol. 35-50mL)
(by 100)
Ref. 700040



PORTABLE B-ONE VISCOMETER



The PORTABLE B-ONE is the ideal tool for your viscosity measurements in the workshop, production area, delivery area or outside. With one hour of battery life, it will optimize your control times and flexibility.

- Autonomy more than one hour.
- Charge indicator.
- Direct measure with time to stop.
- Usable with standard or rack stand(option).
- User and locked mode.
- Data recording and USB transfer.
- Torque gage on display.
- Display of viscosity limits according to mobile and speed.
- Speed or shear rate control.

Model	VISCOSITY RANGE cP (mPa•s)				SPEEDS	
	Min.	Max.	Accuracy	Repeatability	RPM	No.of Speeds
B-ONE Portable Viscometer	200 (15**)	240M	±1% of FSR	±0.2%	0.1-250	UNLIMITED

M for million / ** Can reach 15 mPa.s with MS BV.

PORTABLE RM 100 - ON-LINE / PROCESS VISCOMETER



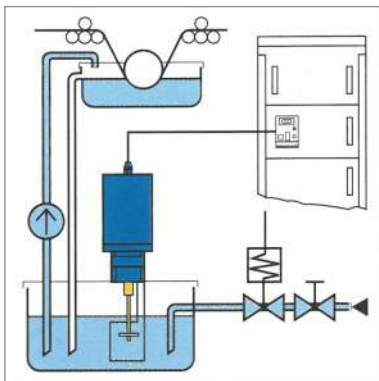
No matter where, the PORTABLE RM 100 allows you to bring your viscosity measurement methods where your lab can not operate. With programming, memorization, temperature measurement and all measurement systems, all your expertise is moving!

- Autonomy more than one hour.
- Charge indicator.
- Huge speed and torque range.
- Usable with standard or rack stand (option).
- Inbuilt software for programming.
- Direct measure with time to stop.
- User and locked mode.
- Data recording and USB transfer.
- Torque gage on display.
- Integrated temperature probe.
- Printer connection.
- Compatible with RheoTex software.
- Display of viscosity limits according to mobile and speed.
- Speed or shear rate control.
- Multistep method.
- LIMS function.
- QC limits function

Model	VISCOSITY RANGE cP (mPa•s)				SPEEDS	
	Min.	Max.	Accuracy	Repeatability	RPM	No.of Speeds
RM-100 Portable Viscometer	200 (1**)	240M	±1% of FSR	±0.2%	0.1-1500	UNLIMITED

M for million / ** Can reach 1 mPa.s with MS DIN19


RM100 i - ON-LINE / PROCESS VISCOMETER



The RM100 i is perfectly suited for so-called immersion use, installing it over a tank or on a support for a measurement in a pot. Only the measuring head is above the product, the electronic box can be installed more than 17 meters in a control cabinet with its 4-20mA output

- Industrial measure on large tanker.
- Continuous measurement or with time to stop.
- 4-20 mA output for external control.
- 17m maximum distance between head and box.
- Usable with standard or rack stand.
- Huge viscosity range.
- Inbuilt software for programming.
- External temperature probe (option).
- Printer connection.
- Compatible with RheoTex software.
- Display of viscosity limits according to mobile and speed.
- Speed or shear rate control.
- Multistep method.
- LIMS function.
- QC limits function

RM 100 L - IN-LINE / PROCESS VISCOMETER



The online viscosity measurement of the RM100 L guarantees continuous control for immediate action in production.

Whatever the flow rate, the viscosity or the diameter of your pipe, this viscometer will be able to adapt by guaranteeing you a measurement according to laboratory's norms.

- Industrial on-line measurement.
- Continuous measurement or with time to stop.
- 4-20 mA output for external control.
- Magnetic bearing for sealing.
- 30m maximum distance between head and box.
- Huge viscosity range.
- Inbuilt software for programming.
- External temperature probe (option).
- Printer connection.
- Compatible with RheoTex software.
- Display of viscosity limits according to mobile and speed.
- Speed or shear rate control.
- Multistep method.
- LIMS function.
- QC limits function

RM 200 PLUS RHEOMETER



The Rheology at your fingertips

Thanks to its large storage capacity and its easy programming, the rheometer RM200 PLUS allows you to realize all your measurements of flow curves, yield point, thixotropic, analysis without software.

- Constant, Multistep or ramp method.
- Direct analysis with regressions.
- Direct control of temperature unit.
- Huge viscosity range.
- Speed or shear rate control.
- Inbuilt software for programming.
- Direct measure with time to stop.
- User and locked mode.
- Data recording and USB transfer.
- Torque gage on display.
- Integrated temperature probe.
- Printer connection.
- Compatible with RheoTex software.
- Display of viscosity limits according to mobile and speed.
- LIMS function.
- QC limits function.

RM 200 CP-4000 PLUS RHEOMETER



Optimize your rheological measurements

The motorized lift of the RM200 CP4000 PLUS allows a fast and repeatable installation of cone and plate measuring systems guaranteeing reliable rheological measurements whatever your application.

- Automatic lift for gap.
- Quick attachment with AC265 coupling.
- Constant, Multistep or ramp method.
- Direct analysis with regressions.
- Direct control of temperature unit.
- Huge viscosity range.
- Speed or shear rate control.
- Inbuilt software for programming.
- Direct measure with time to stop.
- User and locked mode.
- Data recording and USB transfer.
- Torque gage on display.
- Integrated temperature probe.
- Printer connection.
- Compatible with RheoTex software.
- Display of viscosity limits according to mobile and speed.
- LIMS function.
- QC limits function.

DSR 500 RHEOMETER



A new vision on your measurements

The rheometer with imposed shear rate, equipped with a 7 " touch screen to display the curves directly. And with direct report editing on a desktop printer, measuring viscosity or yield point has never been so easy!

- Direct curve on display.
- Shear rate and speed control.
- Constant, Multistep or ramp method.
- Direct analysis with regressions.
- Direct control of temperature unit.
- Huge viscosity range.
- Inbuilt software for programming.
- Direct measure with time to stop.
- User and locked mode.
- Data recording and USB transfer.
- Torque gage on display.
- Integrated temperature probe.
- Printer connection.
- Compatible with RheoTex software.
- Display of viscosity limits according to mobile and speed.
- LIMS function.
- QC limits function.

DSR 500 CP-4000 PLUS RHEOMETER



A rheometer to meet your requirements

With its motorized lift, built-in temperature control unit and all the features of the DSR500, this new cone-plate rheometer optimizes your measurements and guarantees high performance even without a computer!

- Automatic lift for gap.
- Quick attachment with AC265 coupling.
- Direct curve on display.
- Shear rate and speed control.
- Constant, Multistep or ramp method.
- Direct analysis with regressions.
- Direct control of temperature unit.
- Huge viscosity range
- Inbuilt software for programming.
- Direct measure with time to stop.
- User and locked mode.
- Data recording and USB transfer.
- Torque gage on display.
- Integrated temperature probe.
- Printer connection.
- Compatible with RheoTex software.
- Display of viscosity limits according to mobile and speed.
- LIMS function.
- QC limits function.

TX700 TEXTURE ANALYZER



With its wide range of probes and fixtures, the TX-700 is the ideal tool for your texture analysis. Thanks to its touch screen directly displaying the curves, its method programming capability, storage and analysis of measurements, the TX-700 will integrate in laboratory and production area.

- Integrated temperature probe.
- Direct curve on display.
- Inbuilt software for programming.
- Data recording and USB transfer.
- Many different probes and fixtures.
- Interchangeable load sensors.
- Height adjustable tray.
- Compatible with RheoTex software.
- LIMS function.



FIXTURE BASE TABLE

Designation

TX-700 TEXTURE ANALYZER - 10N

TX-700 TEXTURE ANALYZER - 20N

TX-700 TEXTURE ANALYZER - 50N

TX-700 TEXTURE ANALYZER - 100N

TX-700 TEXTURE ANALYZER - 250N

TX-700 TEXTURE ANALYZER - 500N

METHODS	PROPERTIES
COMPRESSION	Compressibility, compactability, springiness, relaxation, crush strength, firmness, elastic, work/load/deflection at rupture, maximum load.
PUNCTURE PENETRATION	Firmness, gel strength, dipping consistency, product toughness, fracture force, 'cake' breaking strength, semi-solid consistency, actuation force.
CUTTING SHEARING	Bite force, firmness, toughness, shear force.
FRACTURE BENDING	Brittleness, snapping force, tip strength, flexibility, force to bend, bend modulus, fracture force, flexure modulus.
TENSILE	Tensile strength, tensile 'break point', extensibility, stretchiness, elongation, burst point, tensile modulus, strength and strain to fracture, fracture toughness
ADHESION	Adhesiveness, stickiness, tackiness, peel force, cohesiveness, tailing, stringiness, legging, work of adhesion.
DETERMINATION OF GELATIN BLOOM STRENGTH	Determination of Bloom Strength as a means of monitoring the effects of quality, concentration and processing methods on gelatin.



COMPRESSION



PUNCTURE PENETRATION



CUTTING SHEARING




FRACTURE BENDING



TENSILE



ADHESION



DETERMINATION OF GELATIN BLOOM STRENGTH

THERMOCELL PACKAGE HIGH TEMPERATURE



Electrical heating system for cylindrical measuring systems

- Temperature range from Room T°C to +300°C.
- Economic electric oven.
- Compatible with bayonet coupling device.
- Compatible with norms ASTM D4402 and D3236.



Designation	Reference	Temp. Range	Type	Compatible measuring system	Dimensions (p x l x h) in mm	Weight
RT-1 PLUS	N130110	RoomT°C to +300°C	Electrical	MS SV, MS DIN, MS ULV	610 x 340 x 650	15 kg

HELIPRO for GELS, PASTE, CREAMS etc.



The HELIPRO device makes it possible to measure viscosity of gels, pastes, creams and more generally products that do not flow.

When a measuring mobile turns in this type of product, we can observe appearance of cavities around the rotating spindle which has effect of reducing measured viscosity values. Through its movement vertical, HELIPRO system with its mobile T shape will prevent formation of cavities within product and will ensure reliable and consistent measurement.



T-bar spindles & holder

ACCESSORIES

MS-SV (Small Volume)

LAMY RHEOLOGY MS-SV Measuring System for Low/Small Volume Viscosity Measurement. This measuring system makes it possible to measure products in small quantities by applying a shear rate. Cylindrical geometry provides calculable shear rates, which allow the user to predict a product's reaction to shear stress.

- For rheological evaluation of materials where sample volume is limited
- Sample chamber easily changed
- Optional disposable chamber also available
- Optional Water jacket allows rapid and precise temperature control of sample
- Simultaneous sample temperature measurement (optional for B-One Plus series)

Small Volume Package



Small Volume Package with Water Jacket



MS-ULV

LAMY RHEOLOGY MS-ULV Measuring System for Ultra Low Viscosity Measurement up to 1cP (centipoise). This measuring system makes it possible to measure low viscosity products in control by applying shear rate.

- Ideal for low viscosity materials
- SS#316 Stainless steel parts are easily cleaned
- Reduces measuring range to as low as 1 cP (LR Model)
- Small sample size: 11 mL
- Cylindrical geometry provides defined shear rates for detailed product analysis

Ultra Low Adapter




Ultra Low Adapter with Water Jacket



MEASURING SYSTEMS WITH BAYONET COUPLING FOR LR DEVICE

Designation	Sample Volume (ml)	Shear rate range (s ⁻¹)	Viscosity range (mPa•s)
MS-ULV	21 ml	1 to 510	1 to 26K (LR) 33 to 750K (HR)

VISCOSITY STANDARD AT 25 °C TEMPERATURE



Lami Silicone Viscosity Standards provide a convenient, reliable means of checking the performance of most Viscometers / Rheometers. These fluids are calibrated at 25°C and available in standard bottle along with Certificate of Viscosity Standard Calibration.

Part No.	Temperature	Viscosity
CPS 5	25 °C	5 cps
CPS 10	25 °C	10 cps
CPS 50	25 °C	50 cps
CPS 100	25 °C	100 cps
CPS 500	25 °C	500 cps
CPS 1000	25 °C	1000 cps
CPS 5000	25 °C	5000 cps
CPS 12500	25 °C	12500 cps
CPS 30000	25 °C	30000 cps
CPS 60000	25 °C	60000 cps
CPS 100000	25 °C	100000 cps

GUARDLEG LV

Allows correct positioning of MS-LV spindles in 600ml beakers for optimized viscosity measurement.



GUARDLEG RV

Allows correct positioning of MS-RV spindles in 600ml beakers for optimized viscosity measurement.



RHEOTEX SOFTWARE



The license file associated with the software allows you to automatically configure software to be compatible with instrument. Since the software base is the same, only an additional license is required when you have two devices to control by RheoTex. The installation of the software is not limited to one computer station.

The integrity of results and methods is guaranteed by using a database and by an optimized management of the users with specific rights.

New graphical tools allow custom management of the display of curves, tables and analysis results

- Creation and saving of methods.
- Transfer data from device memory.
- Temperature ramp method.
- Use of mathematical tools for data analysis.
- Creation of free program.
- PDF report editing.
- Compatible with office software or experience creation (automatic measurement and analysis).

Functions / Instrument version	FIRST	FIRST PRO	FIRST PRODIG	RM 100	RM 200	DSR 500	GT300	GT300 PRODIG	TX-700
Instrument connection	USB, RS232								RS232
Method viscosity over time	*	*	*	*	*	*	*	*	
Method step by step	*	*	*	*	*	*			
Method flow curve			*		*	*			
Methods Compression, Relaxation, Tensile, TPA, Penetrometry									*
Methods Free Program	*	*	*	*	*	*	*	*	*
Loop mode	*	*	*	*	*	*	*	*	*
Experiment	*	*	*	*	*	*	*	*	*
Logarithmic ramp			*		*	*			
Control of temperature unit (EVA, RT, CP1, CP2000, CP4000)*	*	*	*	*	*	*	*	*	
Data transfer from device memory	*	*	*	*	*	*	*	*	*
Direct curve while test	*	*	*	*	*	*	*	*	*
Import methods and results	*	*	*	*	*	*	*	*	*
Export/copy data to Office	*	*	*	*	*	*	*	*	*
Export/copy diagram to Office	*	*	*	*	*	*	*	*	*
Editing report pdf	*	*	*	*	*	*	*	*	*
Display multiple curves	*	*	*	*	*	*	*	*	*
Lift control					For CP4000				*
Role/user management	*	*	*	*	*	*	*	*	*
21 CFR Part 11	*	*	*	*	*	*	*	*	*
Automatic stop on measured value	*	*	*	*	*	*	*	*	*
Mathematic analysis of results	Maximum, minimum, average, curves average, smoothing, interpolation, inflexion								
Analysis as Area, Slope, TPA, relaxation									*
Rheological models	Newton, Ostwald, Bingham, Casson, Casson-Steiner, Chocolat				Newton, Ostwald, Bingham, Casson, Power Law, Herschel-Bulkley, Casson-Steiner, Steiger Ory, Chocolat				

* Only for temperature unit with programmer.

Incubators
Hot Air Oven
Climate Chambers
Ultra Low Temperature Freezers



HOT AIR OVEN (ED, FD, FED)



Best conditions for your success



The convection oven provides a highly efficient environment for all thermal processes including sterilization with fast and uniform drying.

- Temperature range up to +300 °C
- Temperature range: +5 °C above ambient temperature to +300 °C (ED) & +10 °C above ambient temperature to +300 °C (FD & FED)
- Best energy efficiency on the market
- Excellent temporal and spatial temperature accuracy
- USB connection for recording data
- Up to 30% lower energy consumption compared to conventional units on the market (ED & FED)
- Natural convection (ED)
- Controller with LCD display
- Electromechanical control of the exhaust air flap
- Class 2 integrated independent adjustable temperature safety device (DIN 12880) with visual alarm
- Ergonomic handle design

Description	ED 56	FD 56	FED 56	ED 115	FD 115	FED 115	ED 260	FD 260	FED 260	ED 720	FD 720	FED 720
Measures												
Interior volume [L]	57	60	114	116	255	259	743	741				
Net weight of the unit (empty) [kg]	42	41	57	57	85	169	166					
Load per rack [kg]	30		30		40		45					
Internal Dimensions												
Width [mm]	360	400	510	550	610	650	960	1000				
Height [mm]	420	440	530	550	760	780	1280	1300				
Depth [mm]	380	345	425	385	550	515	605	570				
Housing dimensions not incl. fittings and connections												
Width net [mm]	560		710		810		1165					
Height net [mm]	625		705	735	705	940		1590				
Depth net [mm]	565		605		760	825	760	870				
Performance Data Temperature												
Temperature range +5 °C above ambient temperature to [°C]	300	—	300	—	300	—	300	—				
Temperature range +10 °C above ambient temperature to [°C]	—	300	—	300	—	300	—	—				
Temperature variation at 150 °C [± K]	2.3	1.7	1.4	1.5	1.7	1.2	1.8	1.9	1.6	3.2	2.5	2.0
Temperature fluctuation at 150 °C [± K]	0.4	0.3	0.4	0.3	0.8	0.4	0.8	0.4	0.8	0.6		
Heating-up time to 150 °C [min]	50	15	45	18	50	19	85	25				
Recovery time after 30 seconds door open at 150 °C [min]	19	4	16	4	20	5	25	6				
Fixtures												
Number of shelves (std./max.)	2/4		2/5		2/8		2/16					

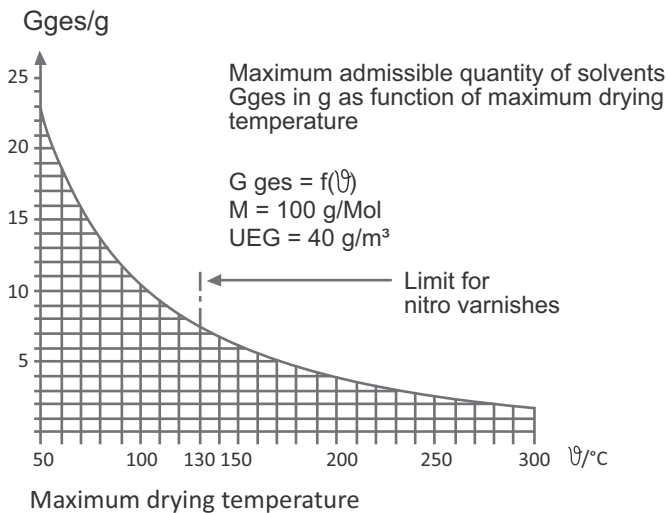
SAFETY DRYING OVEN (FDL)



The FDL 115 with silicone and dust-free inner chamber, as well as symmetric airflow dries specimens containing solvents and thus this safety drying oven meets all EN 1539 requirements

- Safety concept meets the DIN EN 1539-2010-08 standard
- Short drying time with high temperature accuracy and defined ventilation
- Silicone free and dust-free inner chamber
- Replaceable fresh air cartridges are easy to change and ensure constant fresh air quality
- APT.line™ preheating chamber technology
- Controller with time-segment and real-time programming
- 2 chrome-plated racks
- Fresh-air monitoring with audible and visual alarm and automatic deactivation of heating
- Replaceable filter cartridge, Class M6
- Class 2 independent adjustable temperature safety device (DIN 12880) with visual alarm
- Computer interface: RS 422
- Standard door gasket made from solvent-resistant FKM for use at up to 200 °C
- Optional door gasket made from silicone with limited solvent resistance for use at up to 300 °C

Solvent diagram



Description	FDL 115
Measures	
Interior Volume [L]	115
Net Weight of the Unit (empty)[Kg]	90
Load Per Rack [Kg]	30
Outer Dimensions	
Width [mm]	830
Height [mm]	805
Depth [mm]	685
Internal Dimensions	
Width [mm]	600
Height [mm]	435
Depth [mm]	435
Performance Data Temperature	
Temperature Range +10 °C above ambient temperature to (°C)	300
Temperature Variation at 150°C (±K)	2.5
Temperature Fluctuation at 150°C (±K)	0.8
Heating-up time to 150 °C [min]	20
Recovery time after 30 sec. door open at 150°C [min]	12
Fixtures	
Number Of shelves (Std/ Max)	2/5

OVENS WITH PROGRAM FUNCTIONS (FP)



Best conditions for your success



FP series - Drying and heating chambers with forced convection and program functions.

Material test chamber with mechanical convection of the FP series provides reliably short drying times and particularly fast heating – even for chambers under full loads.

- High temperature accuracy thanks to APT.line™ technology
- Class 2 independent adjustable temperature safety device (DIN 12880) and class 3.1 independent temperature safety device (DIN 12880) with visual/acoustic alarm available for selection on the controller
- Temperature range: +10°C above ambient temperature up to +300°C
- Adjustable fan speed
- Controller with interval and real-time programming
- Electromechanical control of the exhaust air flap
- 2 chrome-plated racks
- Ergonomic handle design
- Computer interface: Ethernet
- Internal data logger, measured values can be read out in open format via USB

Description	FP 56	FP 115	FP 260	FP 720
Measures				
Interior Volume [L]	60	116	259	741
Net Weight of the Unit (empty)[Kg]	44	62	96	194
Load Per Rack [Kg]	30	30	40	45
Outer Dimensions				
Width [mm]	560	710	810	1160
Height [mm]	622	732	962	1590
Depth [mm]	596	636	786	816
Internal Dimensions				
Width [mm]	400	550	650	1000
Height [mm]	440	550	780	1300
Depth [mm]	342	383	512	574
Performance Data Temperature				
Temperature Range °C	+10°C above ambient temperature up to +300°C			+12°C above ambient temperature up to +300°C
Temperature Variation at 150°C (± K)	1.4	1.4	1.7	2.4
Temperature Fluctuation at 150°C (± K)	0.4	0.3	0.4	0.6
Heating-up time to 150 °C [min]	15	19	19	25
Recovery time after 30 sec. door open at 150°C [min]	4	5	6	6
Fixtures				
Number of shelves (Std/ Max)	2/5	2/5	2/8	2/16

OVENS WITH ADVANCED PROGRAM FUNCTIONS (M)



These series ovens meet diverse requirement for drying, sterilization and heating.

With a maximum of +300 °C and various programming options the M series material test chambers are ideal for material and aging tests. With a high air flow, the powerful fans ensure rapid heating.

- Identical test conditions throughout the chamber interior independent of sample size and quantity
- Outstanding thermal insulation saves operation costs
- Advanced programming options
- Temperature range: +22°C above ambient temperature up to +300°C
- High temperature accuracy thanks to APT.line™ technology with increased heating output
- Reinforced fan with adjustable speed
- Electromechanical control of the exhaust air flap
- Intuitive touchscreen controller with time-segment and real-time programming
- Class 2 independent adjustable temperature safety device (DIN 12880) and class 3.1 independent temperature safety device (DIN 12880) with visual/ acoustic alarm available for selection on the controller
- Failsafe function – backup sensor Pt 100
- Computer interface: Ethernet
- Internal data logger, measured values can be read out in open format via USB

Description	M 56	M 115	M 260	M 720
Measures				
Interior Volume [L]	59	113	256	735
Net Weight of the Unit (empty)[Kg]	43	56	85	169
Load Per Rack [Kg]	30	30	40	45
Outer Dimensions				
Width [mm]	560	710	810	1160
Height [mm]	622	732	962	1590
Depth [mm]	596	636	786	816
Internal Dimensions				
Width [mm]	400	550	650	1000
Height [mm]	440	550	780	1300
Depth [mm]	335	375	505	565
Performance Data Temperature				
Temperature Range °C	+22°C above ambient temperature to +300°C			
Temperature Variation at 150°C (±K)	1.4	1.4	1.7	2
Temperature Fluctuation at 150°C (±K)	0.2	0.2	0.3	0.5
Heating-up time to 150 °C [min]	10	13	14	14
Recovery time after 30 sec. door open at 150°C [min]	4	7	7	7
Fixtures				
Number Of shelves (Std/ Max)	2/4	2/5	2/8	2/16

VACUUM OVEN (VD, VDL)



Best conditions for your success



The vacuum oven gently dries samples with homogenous temperature distribution and with patented expansion shelf-technology ensuring optimal heat transfer.

- Temperature range: ambient temperature +9 °C to +220 °C (VD) & +9 °C to +110 °C (VDL)
- ATEX conformity for units: EX II 2/3/- G IIB T3 Gb/Gc/- X (VDL)
- Intuitive touchscreen controller with graphical pressure and temperature display (VDL)
- Fast, gentle drying
- Optimum heat transfer through large thermal conducting plates
- Pressure control device for heating activation from < 100 mbar (VDL)
- Controller with digital display of pressure and temperature
- Program-controlled drying monitoring with automatic ventilation at end of process
- Internal data logger, measured values can be readout in open format via USB
- Inert gas connection for interior flushing
- Shatterproof, spring-mounted safety glass panel
- Patented expansion racks technology for optimal heat transfer

Description	VD 23	VD 56	VD 115	VDL 23	VDL 56	VDL 115
Internal dimensions (W x H x D) mm	285 x 285 x 295	400 x 400 x 343	506 x 506 x 460	285 x 285 x 295	400 x 400 x 343	506 x 506 x 460
Housing dimensions not incl. fittings and connections (W x H x D) mm	523 x 698 x 413	638 x 815 x 461	743 x 942 x 581	523 x 698 x 413	638 x 815 x 461	743 x 942 x 581
Measures						
Interior volume [L]	24	55	119	24	55	119
Net weight of the unit (empty) [kg]	68	101	146	72	104	158
Permitted load [kg]	50	60	70	50	60	70
Load per rack [kg]		20			20	
Performance Data Temperature						
Temperature range +9 °C above ambient temperature to [°C]		220			110	
Temperature variation at 100 °C [± K]	1.0	1.5	2.9	1.0	1.5	2.9
Temperature fluctuation [± K]		0.1			0.1	
Heating-up time to 100 °C [min]	80	80	130	150	140	170
Electrical data						
Nominal power (version 230 V) [kW]	0.9	1.4	1.6	0.9	1.4	1.6
Fixtures						
Number of shelves (std./max.)	1/4	1/5	1/6	2/4	2/5	2/6

INCUBATOR - MICROBIOLOGICAL (BD, BF)

BINDER

Best conditions for your success



Incubators for stable incubation conditions and reproducible results. The disinfection routine at 100°C minimizes the risk of contamination.

- Temperature range: ambient temperature +5 °C to 100 °C (BD) & ambient temperature +7 / +8 / +10 °C to 100 °C (for model 56, 115, 260 & 720) (BF)
- APT.line™ preheating chamber technology
- Natural convection (BD)
- Forced convection (BF)
- Controller with LCD display
- Electromechanical control of the exhaust air flap
- Inner door made of tempered safety glass
- Class 3.1 integrated independent temperature safety device (DIN 12880) with visual alarm

Description	BD 56	BF 56	BD 115	BF 115	BD 260	BF 260	BD 720	BF 720
Measures								
Interior volume [L]	57	59	112	114	253	257	737	734
Net weight of the unit (empty) [kg]	39		54		85		169	166
Load per rack [kg]	30		30		40		45	
Internal Dimensions								
Width [mm]	360	400	510	550	610	650	960	1000
Height [mm]	420	440	530	550	760	780	1280	1300
Depth [mm]	380	340	420	380	545	510	600	565
Outer dimensions								
Width net [mm]	560		710		810		1165	
Height net [mm]	625		735		965		1590	
Depth net [mm]	565		605		760		870	
Performance Data Temperature								
Temperature range 5 °C above ambient temperature to [°C]	100	—	100	—	100	—	100	—
Temperature range 7 - 8 °C above ambient temperature to (°C)	—	100	—	100	—	100	—	—
Temperature range 10 °C above ambient temperature to (°C)	—		—		—		—	100
Temperature variation at 37 °C [± K]	0.3	0.2	0.3		0.3		0.7	0.3
Temperature fluctuation at 37 °C [± K]	0.1		0.1		0.2	0.1	0.1	0.1
Heating-up time to 37 °C [min]	42	6	55	8	60	7	70	15
Recovery time after 30 seconds door open at 37 °C [min]	15	3	15	3	16	3	23	4
Fixtures								
Number of shelves (std./max.)	2/4		2/5		2/8		2/16	

BOD INCUBATOR - COOLED (KB, KT)



Best conditions for your success



Cooling Incubators with compressor technology and thermoelectric cooling combine performance and energy-efficiency for versatility.

- Temperature range: -10 °C to +100 °C (KB), +4 °C to +100 °C (KT) & 0 °C to +70 °C (max. 26 °C below the ambient temperature) (KB ECO)
- Safe, reproducible incubation, even at high ambient temperatures
- Disinfection routine at +100 °C (KB, KT)
- APT.line™ preheating chamber technology
- Cooling with compressor cooling unit (KB)
- Electric cooling with Peltier module (KT)
- Thermoelectric cooling (KB Eco)
- Door heating system from 240 liters (KB)
- Adjustable fan speed (KB, KT)
- Adjustable condensate protection (KB Eco)
- Controller with time-segment and real-time programming (KB, KT)
- Inner door made of tempered safety glass

Cooling Incubators with Powerful Compressor Cooling

Description	KB 53	KB 115	KB 240	KB 400	KB 720
Measures					
Interior volume [L]	53	115	247	400	698
Net weight of the unit (empty) [kg]	78	106	171	221	309
Load per rack [kg]	15	20	30		45
Internal Dimensions					
Width [mm]	400	600	650		970
Height [mm]	400	480	785	1270	1250
Depth [mm]	330	400	485		576
Performance Data Temperature					
Temperature range [°C]	-10...100				
Temperature variation at 37 °C [± K]	0.2				
Temperature fluctuation at 37 °C [± K]	0.1				
Recovery time after 30 seconds door open at 37 °C [min]	2		4		3
Fixtures					
Number of shelves (std./max.)	2/4	2/5	2/9	2/15	

Cooling Incubators with Peltier Cooling

Description	KB ECO 240	KB ECO 400	KB ECO 720	KB ECO 1020	KT 53	KT 115	KT 170
Measures							
Interior volume [L]	247	400	700	1020	53	102	163
Net weight of the unit (empty) [kg]	152	196	272	327	63	83	102
Load per rack [kg]	30		45		15	30	
Internal Dimensions							
Width [mm]	650	650	973	973	400	600	600
Height [mm]	785	1200	1250	1250	400	455	765
Depth [mm]	485	390	576	836	334	355	355
Performance Data Temperature							
Temperature range (max. 26 °C under ambient temp.) [°C]	—		0...70		4...100		
Temperature range (max. 28 °C under ambient temp.) [°C]	0...70		—		—		
Temperature variation at 37 °C [± K]	0.1		—		0.3		0.4
Temperature fluctuation at 37 °C [± K]	0.1		—		0.1		
Recovery time after 30 seconds door open at 37 °C [min]	3	6	4	4	2	3	
Fixtures							
Number of shelves (std./max.)	2/9	2/15		2/5		2/6	2/10

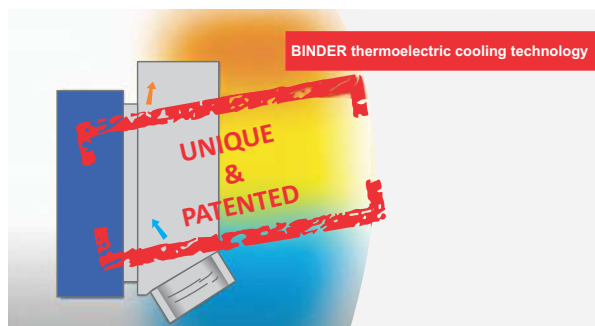
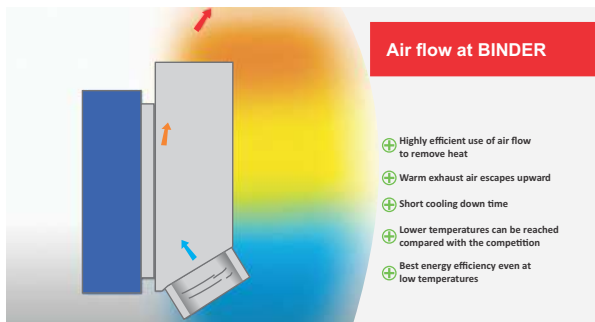
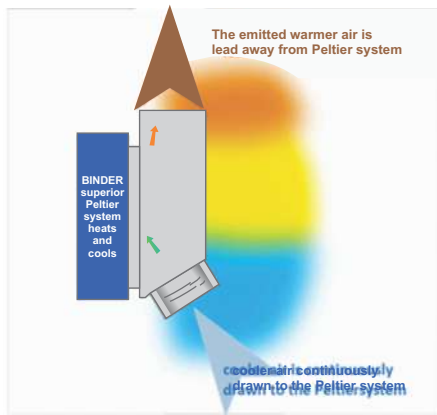
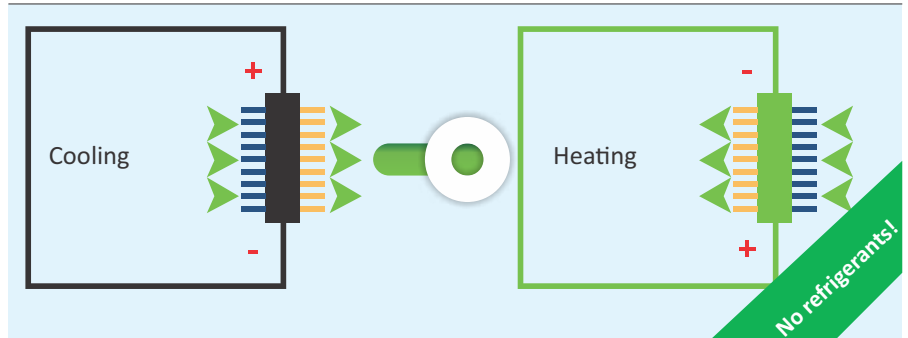
KBS-S ECO CLIMATE CHAMBER
with Thermoelectric Cooling



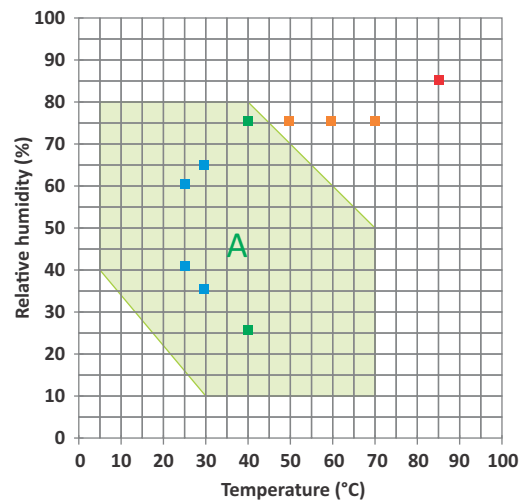
BINDER
Best conditions for your success

- **Safe:** Climate compliant with ICH guidelines even when fully loaded
- **Reliable:** Failsafe operation without compromise
- **Smart:** Highly compatible for adaptation to diverse installation conditions and specific customer requirements
- **Economical:** Minimum energy consumption thanks to optimized thermoelectric cooling

Cooling and heating with Peltier-based KBF-S ECO



- Homogeneous climate even when fully loaded ensured by APT.line™ preheating chamber technology.
- 30% more load per shelf than conventional chambers
- Temperature range: 0 °C to +70 °C, Temperatures down to 24°C below ambient possible
- Exceptionally energy-efficient due to BINDER's Peltier technology
- Exceptionally low noise level due to efficient ventilator positioning
- Environmental-friendly without refrigerants



- ICH Long term stability testing
 - Accelerated stability testing
 - ICH Stress testing
 - Industrial THB testing (85/85)
- A: Guaranteed condensation-free range

1. KBF-S ECO has a factor 3,8 lower annual energy consumption.
2. KBF-S ECO doesn't use refrigerant.
3. KBF-S ECO noise level as perceived by the human ear is twice as quiet.
4. KBF-S ECO has a wider climate range

STABILITY CHAMBERS (KBF-S, KBF-S ECO)



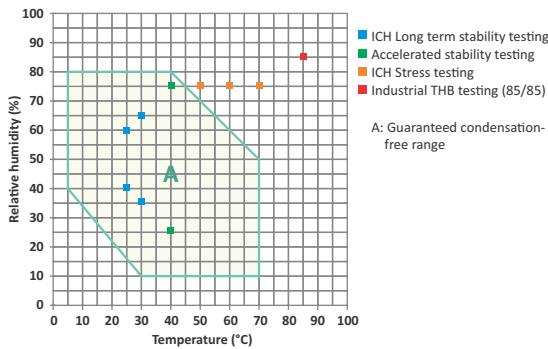
KBF-S climate chamber for long-term & accelerated stability testing in accordance with ICH Q1A Solid.Line.

Thermoelectric cooling technology with patented heat dissipation, the new KBF-S ECO climatic chamber is one of the most energy-efficient constant climate chambers on the market.

- Safe thanks to standard-compliant testing according to the ICH Q1A guideline, even with full load. (KBF-S ECO)
- Safe thanks to climatic homogeneity that far exceeds the accuracy required by ICH guidelines, even with a fully loaded unit. (KBF-S Solid.Line)

The interior and Longlife evaporator plate are made entirely from stainless steel. (KBF-S Solid.Line)

- Economical, as energy consumption is minimal thanks to optimized thermoelectric cooling (KBF-S ECO).
- Reliable thanks to failsafe operation without compromise.
- Smart, as a wide range of accessories makes it highly compatible for adaptation to specific customer requirements.
- Temperature range: 0 °C to +70 °C (max. 24 °C under ambient temperature)
- Humidity range: 10% to 80% RH (KBF-S ECO) & 20% to 80% RH (KBF-S Solid.Line)
- Humidity regulation with capacitive humidity sensor and steam humidification (KBF-S Solid.Line)
- APT.line™ preheating chamber technology
- Independent water supply via tank
- LCD to display temperature and humidity along with additional information and alarms
- Internal data logger, measured values can be read out in open format via USB
- Unit self-test for comprehensive status analysis



Description	KBF-S 115	KBF-S 240	KBF-S ECO 240	KBF-S 720	KBF-S ECO 720	KBF-S 1020	KBF-S ECO 1020
Measures							
Interior volume [L]	102	247		700		1020	
Net weight of the unit (empty) [kg]	128	189	146	284	267	379	322
Load per rack [kg]	30	30		45		45	
Internal Dimensions							
Width [mm]	600	650		973		976	973
Height [mm]	483	785		1250		1250	
Depth [mm]	351	485		576		836	
Housing dimensions not incl. fittings and connections							
Width net [mm]	880	925	932	1250	1254	1250	1254
Height net [mm]	1050	1460	1461	1925			
Depth net [mm]	650	800	796	890	885	1145	1146
Performance Data Temperature							
Temperature range [°C]	0...70	0...70	0...70*	0...70	0...70*	0...70	0...70*
Temperature variation at 40 °C [± K]	0.3	0.3	0.2	0.3		0.3	0.5
Temperature fluctuation at 40 °C [± K]	—		0.1	—		0.1	
Humidity range [% RH]	20...80	20...80	10...80	20...80	10...80	20...80	10...80
Humidity fluctuation at 40 °C and 75 % RH [% RH]	2.0	—	0.3	—		0.3	0.4
Fixtures							
Number of shelves (std./max.)	2/5	2/9		2/15			

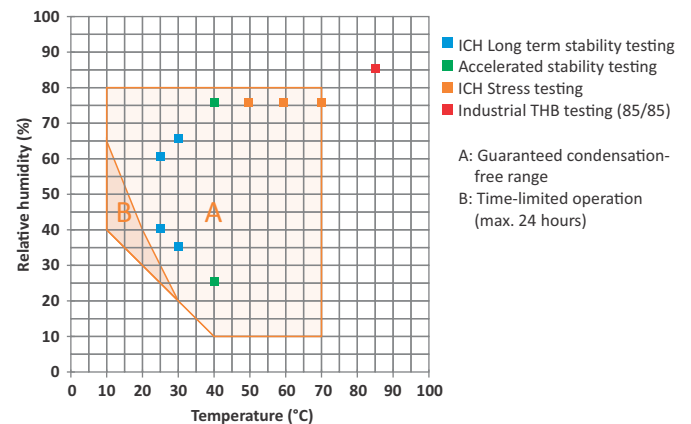
*Under different ambient temperature

STABILITY CHAMBERS (KBF)



With large temperature/humidity ranges and precise maintenance of constant climate, these chambers provide incomparable reliability for stability.

- Intuitive touchscreen controlled with time-regiment and real-time programming.
- Internal data logger, measured values can be read out in open format via USB.
- Patented APT.line pre-heating chamber technology.
- Humidity regulation with capacitive humidity sensor and vapor humidification.



Description	KBF 115	KBF 240	KBF 720	KBF 1020
Outer dimensions (W x H x D) mm	880 x 1050 x 650	925 x 1460 x 800	1250 x 1925 x 890	1250 x 1925 x 1145
Internal Dimensions (W x H x D) mm	600 x 483 x 351	650 x 785 x 485	973 x 1250 x 576	973 x 1250 x 836
Measures				
Interior volume [L]	102	247	700	1020
Net weight of the unit (empty) [kg]	128	189	312	379
Permitted load [kg]	100	100	150	150
Load per rack [kg]	30	30	45	45
Performance Data Temperature				
Temperature range [°C]	0...70	0...70	0...70	0...70
Temperature variation at 40 °C [± K]	0.2	0.3	0.2	0.2
Temperature fluctuation [± K]	0.1	0.1	0.1	0.5
Performance Data Climate				
Temperature range [°C]	10...70	10...70	10...70	10...70
Temperature variation at 40 °C and 75 % RH [± K]	0.2	0.3	0.2	0.2
Temperature fluctuation at 40 °C and 75 % RH [± K]	0.1	0.1	0.1	0.1
Humidity range [% RH]	10...80	10...80	10...80	10...80
Humidity fluctuation at 40 °C and 75 % RH [± % RH]	≤2	1.5	1.5	1.5
Electrical data				
Nominal power (version 230 V) [kW]	2	2.1	3.1	3.1
Fixtures				
Number of shelves (std./max.)	2/5	2/9	2/15	2/15

PHOTO-STABILITY CHAMBER (KBF-LQC, KBF-P)



Best conditions for your success

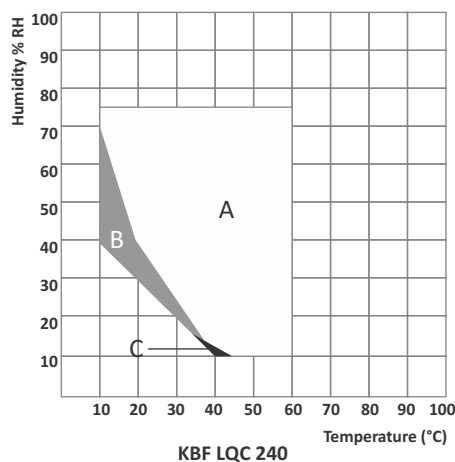


KBF LQC 240

The variable - position illumination cassettes offer homogeneous lighting conditions (KBF P)

This series has the patented light photometry for photostability tests: independent light dose control of UV-A and visible light with special sensors (KBF LQC).

- Unit self test for comprehensive status analysis.
- Class 3.1 independent temperature safety device (DIN 12880) with visual and audible temperature alarm.



A: Guaranteed condensation-free range
B: Time-limited operation (max. 24 hours)
C: Deviations of technical data may be possible

Description	KBF LQC 240	KBF P 240	KBF LQC 720	KBF P 720
Outer dimensions (W x H x D) mm	925 x 1460 x 800		1250 x 1925 x 890	
Internal Dimensions (W x H x D) mm	650 x 785 x 485		973 x 1250 x 576	
Measures				
Interior volume [L]	247		700	
Net weight of the unit (empty) [kg]	217	213	374	
Permitted load [kg]	100		150	
Load per rack [kg]	30		45	
Performance Data Temperature				
Temperature range with 100% illumination [°C]	10...60		10...60	
Temperature range without illumination cassettes [°C]	0...70		0...70	
Performance Data Climate				
Temperature range with 100% illumination [°C]	10...60		20...60	
Temperature range without illumination cassettes [°C]	10...70		10...70	
Temperature variation with illumination at 40 °C and 75 % RH [± K]	0.6		1.2	
Temperature fluctuation with illumination at 40 °C and 75 % RH [± K]	0.2		0.2	
Humidity range with illumination cassettes, with illumination [% RH]	10...75		10...75	
Humidity range without illumination [% RH]	10...80		10...80	
Humidity fluctuation with illumination at 40 °C and 75 % RH [± % RH]	2		2	
Lightdata per Illumination Cassettes				
ICH compliant illumination for photo stability testing [lx]	7500		9000	
ICH compliant illumination for photo stability testing [W/m ²]*2	1.1		1.5	
Electrical data				
Nominal power (version 230 V) [kW]	2.4		3.5	
Fixtures				
Number of shelves (std./max.)	2/7		3/12	
Number of illumination cassettes (std./max.)	2/2		3/3	

*2 Average value, measured at 25 °C with a spherical sensor (±10 %) by 12 cm below the light cassette. The values given in W/m2 refer to global radiation.

GROWTH CHAMBER (KBW, KBWF)



Patented lighting systems ensures homogeneous light distribution.

- Reproducible growth conditions.
- Optional Arabidopsis and Fluora growth lamps.
- Patented APT.line pre-heating chamber technology.
- Positionable illumination cassettes, each with 5 fluorescent tubes.
- Pressure humidification with fast response times.



Ideal Growth Condition for Plant



Plant Tissue Culture



Insect Research

Description	KBW 240	KBW 400	KBW 720	KBWF 240	KBWF 720
Housing dim. not incl. fittings and connections (W x H x D) mm	925 x 1465 x 800	925 x 1950 x 805	1250 x 1925 x 890	925 x 1465 x 800	1250 x 1925 x 890
Internal Dimensions (W x H x D) mm	650 x 785 x 485	650 x 1270 x 485	970 x 1250 x 576	650 x 785 x 485	973 x 1250 x 576
Measures					
Interior volume [L]	247	400	698	247	700
Net weight of the unit (empty) [kg]	202	267	377	214	374
Permitted load [kg]	100	120	150	100	150
Load per rack [kg]	30	30	45	30	45
Performance Data Temperature					
Temperature range with 100% illumination [°C]	5...60	5...60	5...60	10...60	10...60
Temperature range without illumination cassettes [°C]	0...70	0...70	0...70	0...70	0...70
Temperature variation with 100% illumination [± K]	0.5	1.5	1.0	10...60	20...60
Temperature variation without illumination cassettes [± K]	0.5	0.5	0.5	10...70	10...70
Humidity range with illumination cassettes [% 8H]	0.2	0.2	0.1	10...75	10...75
Humidity range without illumination cassettes [± K]	0.1	0.1	0.1	10...80	10...80
Lightdata per Illumination Cassettes					
Daylight tubes [W/m ²]	24	24	38	24	38
Daylight tubes [lx]	9000	9000	13000	9000	13000
Fluora® growth lamps [W/m ²]	23	23	36	23	36
Fluora® growth lamps [lx]	7500	7500	10500	7500	10500
Arabidopsis lamps [W/m ²]	32	32	43	32	43
Arabidopsis lamps [lx]	11000	11000	14000	11000	14000
Electrical data					
Nominal power (version 230 V) [kW]	1.4	1.6	2.7	2.4	3.5
Fixtures					
Number of shelves (std./max.)	2/7	3/12	3/12	2/7	3/12
Number of illumination cassettes (std./max.)	2/2	3/3	3/3	2/2	3/3

CONSTANT CLIMATE CHAMBERS (KMF)

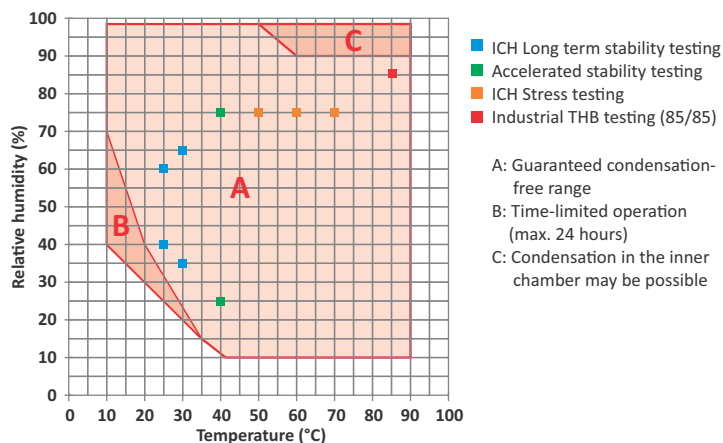


Best conditions for your success



Expanded temperature and humidity ranges define the KMF series chambers.

- APT.line™ preheating chamber technology
- Humidity regulation with capacitive humidity sensor and vapour humidification
- Inner chamber made of stainless steel
- Intuitive touchscreen controller with time-segment and real-time programming
- Internal data logger, measured values can be read out in open format via USB
- Unit self-test for comprehensive status analysis
- Tight-sealing inner door made of safety glass (ESG)
- Avoidance of glass corrosion by special TIMELESS coating
- 1 stainless steel rack
- Access port with silicone plug, 30 mm, left
- Class 3.1 independent temperature safety device (DIN 12880) with visual and audible temperature alarm
- Computer interface: Ethernet
- BINDER Multi Management Software APT-COM™ Basic Edition
- Door heating



Description	KMF 115	KMF 240	KMF 720
Outer dimensions (W x H x D) mm	880 x 1050 x 650	930 x 1465 x 800	1250 x 1925 x 890
Internal Dimensions (W x H x D) mm	600 x 483 x 351	650 x 785 x 485	973 x 1250 x 576
Measures			
Interior volume [L]	102	247	700
Net weight of the unit (empty) [kg]	128	189	306
Permitted load [kg]	100	100	150
Load per rack [kg]	30	30	45
Performance Data Temperature			
Temperature range [°C]	-10 to 100		
Performance Data Climate			
Temperature range [°C]	10 to 90		
Temperature variation depending on setpoint [± K]	0.2 to 1	0.1 to 1	0.1 to 1
Temperature fluctuation depending on setpoint [± K]	0.1 to 0.3	0.1 to 0.3	0.1 to 0.5
Humidity range [% RH]	10 to 98		
Humidity fluctuation depending on setpoint [± % RH]	≤2.5	≤2	
Electrical data			
Nominal power (version 230 V) [kW]	2	2.1	3.1
Fixtures			
Number of shelves (std./max.)	1/5	1/9	1/15

ULTRA LOW TEMPERATURE FREEZERS



Series UF V | Ultra low temperature freezers with climate-neutral refrigerants

The BINDER ultra low temperature freezer ensures the safe storage of samples at -90 °C. It combines outstanding environmental friendliness with low energy consumption, convenient operation and an individual safety concept

- Temperature range: -90 °C to -40 °C
- Lowest energy consumption in its class
- Powerful cascade compressor cooling unit
- Environmentally friendly refrigerants R-290 and R-170
- Thermal insulation with unique long-life VIPs (vacuum insulation panels)
- Innovative door gasket concept reduces buildup of ice
- Ergonomic door handle
- Rust-proof interior made completely of stainless steel
- Detachable inner doors made of stainless steel
- Stainless-steel shelves providing flexible placement
- Water cooling (UFV 500 / UFV 700)
- Zero-voltage alarm contact for in-house alarm system
- Internal data logger, measured values can be read out in open format via USB
- Ethernet interface
- Access ports, Ø 28 mm, rear

Description	UFV 350	UFV 500	UFV 700
Housing Dimensions not incl. fittings and connections (D x H x W) mm	938 x 1966 x 706	938 x 1966 x 826	938 x 1966 x 1110
Internal Dimensions (D x H x W) mm	605 x 1300 x 486	605 x 1300 x 606	605 x 1300 x 890
Measures			
Interior volume [L]	382	477	700
Net weight of the unit (empty) [kg]	226	247	288
Permitted load [kg]	160	200	200
Performance Data Temperature			
Temperature range [°C]	-90...-40	-90...-40	-90...-40
Temperature variation at -80 °C [± K]	3.5	2.5	2.5
Temperature fluctuation at -80 °C [± K]	3.5	1.5	1.5
Warm-up time during power failure from -80 °C to -60 °C [min]	170	230	250
Electrical data			
Nominal power (version 230 V) [kW]	1.6	1.6	1.6
Fixtures			
Number of shelves (std./max.)	3/13	3/13	3/13

APT.COM™ 4 SOFTWARE



Best conditions for your success



With features ranging from GLP-compliant recording to convenient program creation and management of up to 100 units, the APT-COM™ 4 can be used in all industries and makes complex work processes much easier.

The new version of Multi Management Software APT-COM™ 4 is available in three different editions.

Depending on your requirements, you can use the BASIC, PROFESSIONAL, or GLP edition. The selection of functions ranges from simple record management and administration for around 100 connected environmental simulation chambers through to the tamper-proof documentation of measured values according to GLP/GMP guidelines, which correspond to the requirements of the FDA Regulation 21 CFR 11.

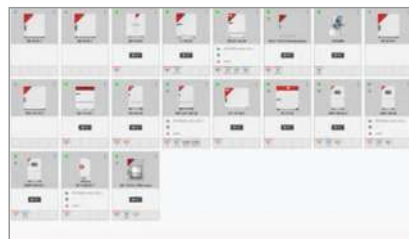
- Central overview of all units in both graphic and table form
- Record management (creating, deleting, archiving)
- Choice of 5 menu languages: DE, EN, FR, IT, ES
- Graphical/numerical program editor
- Reminders can be set via timer function
- Documentation of measured values
- Export of measured values in CSV & PDF format
- Program execution via APT-COM™
- Central overview of all units in a room plan (PROFESSIONAL, GLP edition)
- User administration for multiple users and authorizations (PROFESSIONAL, GLP edition)
- GLP/GMP-compliant data retention (GLP edition)
- Audit trail (GLP edition)

Selection	Article Address	IP Address	ESM Port	Modbus Address	Device Name	Device Type
<input type="checkbox"/>	800.000.000.000	192.168.1.100				
<input type="checkbox"/>	800.000.000.001	192.168.1.101				
<input type="checkbox"/>	800.000.000.002	192.168.1.102				
<input type="checkbox"/>	800.000.000.003	192.168.1.103				
<input type="checkbox"/>	800.000.000.004	192.168.1.104				
<input type="checkbox"/>	800.000.000.005	192.168.1.105				
<input type="checkbox"/>	800.000.000.006	192.168.1.106				
<input type="checkbox"/>	800.000.000.007	192.168.1.107				
<input type="checkbox"/>	800.000.000.008	192.168.1.108				
<input type="checkbox"/>	800.000.000.009	192.168.1.109				
<input type="checkbox"/>	800.000.000.010	192.168.1.110				
<input type="checkbox"/>	800.000.000.011	192.168.1.111				
<input type="checkbox"/>	800.000.000.012	192.168.1.112				
<input type="checkbox"/>	800.000.000.013	192.168.1.113				
<input type="checkbox"/>	800.000.000.014	192.168.1.114				
<input type="checkbox"/>	800.000.000.015	192.168.1.115				
<input type="checkbox"/>	800.000.000.016	192.168.1.116				
<input type="checkbox"/>	800.000.000.017	192.168.1.117				
<input type="checkbox"/>	800.000.000.018	192.168.1.118				
<input type="checkbox"/>	800.000.000.019	192.168.1.119				
<input type="checkbox"/>	800.000.000.020	192.168.1.120				
<input type="checkbox"/>	800.000.000.021	192.168.1.121				
<input type="checkbox"/>	800.000.000.022	192.168.1.122				
<input type="checkbox"/>	800.000.000.023	192.168.1.123				
<input type="checkbox"/>	800.000.000.024	192.168.1.124				
<input type="checkbox"/>	800.000.000.025	192.168.1.125				
<input type="checkbox"/>	800.000.000.026	192.168.1.126				
<input type="checkbox"/>	800.000.000.027	192.168.1.127				
<input type="checkbox"/>	800.000.000.028	192.168.1.128				
<input type="checkbox"/>	800.000.000.029	192.168.1.129				
<input type="checkbox"/>	800.000.000.030	192.168.1.130				
<input type="checkbox"/>	800.000.000.031	192.168.1.131				
<input type="checkbox"/>	800.000.000.032	192.168.1.132				
<input type="checkbox"/>	800.000.000.033	192.168.1.133				
<input type="checkbox"/>	800.000.000.034	192.168.1.134				
<input type="checkbox"/>	800.000.000.035	192.168.1.135				
<input type="checkbox"/>	800.000.000.036	192.168.1.136				
<input type="checkbox"/>	800.000.000.037	192.168.1.137				
<input type="checkbox"/>	800.000.000.038	192.168.1.138				
<input type="checkbox"/>	800.000.000.039	192.168.1.139				
<input type="checkbox"/>	800.000.000.040	192.168.1.140				

QUICK AND EASY UNIT SETUP

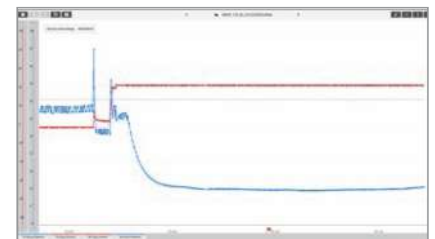
Easy identification of the units to be set up with the aid of the article number. This means the units can be found in a matter of seconds and recording can begin.

Multiple units can easily be set up in just a few clicks.



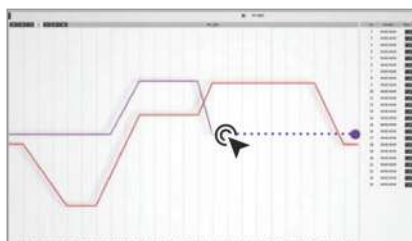
UNIT OVERVIEW AND CONTROL AT A GLANCE

The overview displays the actual values and current measurements, making it easier to access the units and keep track of them. Limit values can also be set in this view. The Rec button can be used to start recordings immediately.



DIVERSE PRESENTATION OF MEASURED DATA

The analysis tool provides access to all records in real time and around the clock. The data can be displayed in table form or as a graphic and the view can be individually adjusted to personal needs. Measurement data from multiple units can be combined and clearly displayed in metadata records.



EASY PROGRAMMING

Programming can be carried out directly in the graphic or by entering values manually in table form.

It is not possible for the set values to exceed limit values as the parameters are already preset in the unit setup.

Program name	Device	Device type	Device ID	Device name
Program 1	800.000.000.000	192.168.1.100		
Program 2	800.000.000.001	192.168.1.101		
Program 3	800.000.000.002	192.168.1.102		
Program 4	800.000.000.003	192.168.1.103		
Program 5	800.000.000.004	192.168.1.104		
Program 6	800.000.000.005	192.168.1.105		
Program 7	800.000.000.006	192.168.1.106		
Program 8	800.000.000.007	192.168.1.107		
Program 9	800.000.000.008	192.168.1.108		
Program 10	800.000.000.009	192.168.1.109		
Program 11	800.000.000.010	192.168.1.110		
Program 12	800.000.000.011	192.168.1.111		
Program 13	800.000.000.012	192.168.1.112		
Program 14	800.000.000.013	192.168.1.113		
Program 15	800.000.000.014	192.168.1.114		
Program 16	800.000.000.015	192.168.1.115		
Program 17	800.000.000.016	192.168.1.116		
Program 18	800.000.000.017	192.168.1.117		
Program 19	800.000.000.018	192.168.1.118		
Program 20	800.000.000.019	192.168.1.119		
Program 21	800.000.000.020	192.168.1.120		
Program 22	800.000.000.021	192.168.1.121		
Program 23	800.000.000.022	192.168.1.122		
Program 24	800.000.000.023	192.168.1.123		
Program 25	800.000.000.024	192.168.1.124		
Program 26	800.000.000.025	192.168.1.125		
Program 27	800.000.000.026	192.168.1.126		
Program 28	800.000.000.027	192.168.1.127		
Program 29	800.000.000.028	192.168.1.128		
Program 30	800.000.000.029	192.168.1.129		
Program 31	800.000.000.030	192.168.1.130		
Program 32	800.000.000.031	192.168.1.131		
Program 33	800.000.000.032	192.168.1.132		
Program 34	800.000.000.033	192.168.1.133		
Program 35	800.000.000.034	192.168.1.134		
Program 36	800.000.000.035	192.168.1.135		
Program 37	800.000.000.036	192.168.1.136		
Program 38	800.000.000.037	192.168.1.137		
Program 39	800.000.000.038	192.168.1.138		
Program 40	800.000.000.039	192.168.1.139		
Program 41	800.000.000.040	192.168.1.140		


DATA EXPORT AND GLP-COMPLIANT DATA RETENTION

A comprehensive report can be generated as a PDF or CSV file at the push of a button. The data is retained in a tamper-proof, GLP-compliant manner. All processes are documented in full without any gaps in the system log (audit trail).



RELIABLE UNIT MONITORING

The alarm centre simplifies the management of up to 100 BINDER units and their data. Searches, configuration and monitoring are synchronized and available in the GLP edition.



LABORATORY FURNACE



CONTROLLER 500 SERIES

The controller series 500 impresses with its high-contrast, large touch panel, which shows exactly the information that is relevant at the moment. With a combination of the free "MyNabertherm" smartphone app for monitoring of the furnace on-the-go.

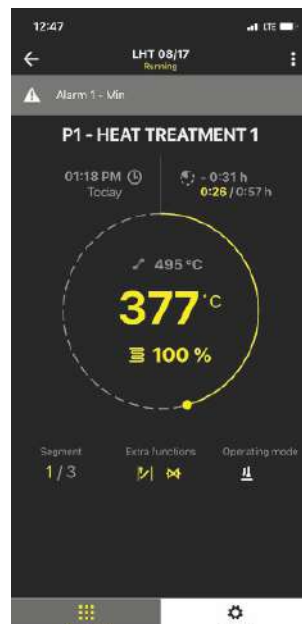
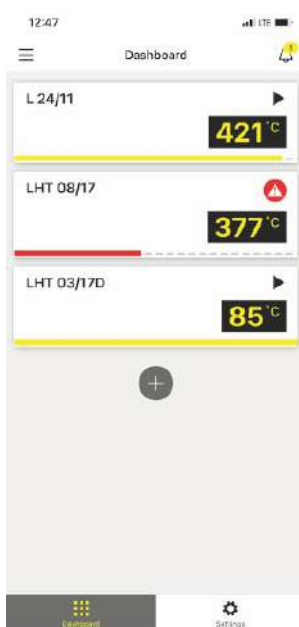


MORE THAN HEAT 30-3000 °C



Feature	B500/B510	C540/C550	P570/P580
Number of programs	5	10	50
Segments	4	20	40
Extra functions (e. g. fan or automatic flaps) maximum	2	2	2-6
Maximum number of control zones	1	1	3
Charge control/bath control			•
Auto tune	•	•	•
Real-time clock	•	•	•
Status messages in clear text	•	•	•
Entering program names (i.e. "Sintering")	•	•	•
User levels	•	•	•
Skip-button for segment jump	•	•	•
Program entry in steps of 1 °C or 1 min.	•	•	•
Start time configurable (e. g. to use night power rates)	•	•	•
Set point output	•	•	•

MyNabertherm App



MyNabertherm app – the powerful and free digital accessory for Nabertherm 500 Series Controllers. Use the app for convenient online progress monitoring of your Nabertherm furnaces from wherever you wish.

App Features

- Convenient monitoring of one or multiple Nabertherm furnaces simultaneously with graphical representation of the program progress
- Clear presentation of active and inactive furnace on a dashboard with operating status and current process data
- Push notification on the lock screen in case of malfunction
- Display of malfunctions with an associated description in the individual overview and in a message list
- Display of furnace name, program name, segment information, start time, program run time, remaining run time, fresh-air fan, exhaust air flap, gassing, etc.

SOFTWARE



MORE THAN HEAT 30-3000 °C

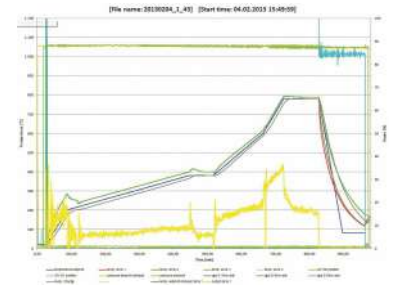


1. NTLog Basic:

- Records process data from Nabertherm Controllers (B500, B510, C540, C550, P570, P580) on a USB stick.
- Data stored on USB stick (up to 130,000 records in CSV format) for later evaluation on PC using NTGraph.
- Generated data records on USB stick have checksums for protection against accidental manipulation.

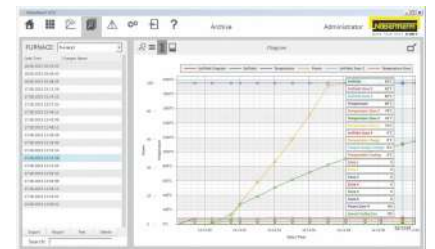
2. NTGraph (Freeware):

- Visualizes process data generated by NTLog.
- Allows data import and presentation as diagrams, tables, or reports with customizable design.



3. NTEdit (Freeware):

- Simplifies input of programs for Nabertherm Controllers (B500, B510, C540, C550, P570, P580) via USB stick from customer's PC
- Display of set curves in tabular or graphical form.




4. VCD-software:

- Ideal for single or multi-furnace systems, providing documentation and reproducibility for quality assurance.
- Allows storage of up to 400 different heat treatment programs.
- Can control Furnace and record data, with process documentation and archiving, with visualization in the form of a diagram data table
- Export to CSV or PDF.
- Compatible with controllers series 500, series 400, Eurotherm 3504, and other Nabertherm controllers.

Features	NTLog Basic	NTGraph	NTEdit	VCD
Data Recording	•			•
Data Visualization		•		•
Program Creation			Yes via USB	Yes via Ethernet
Control				•
Mode of Communication	Internal	USB Stick	USB Stick	Ethernet
Archival of Data	Up to 130,000 Records			Unlimited (as per space in PC)
PC Compatibility		via USB Stick	via USB Stick	via Ethernet

HEATING ELEMENT



Temp. Range	Heating Element (Muffle Furnace)	Series
Upto 1100°C	Ferritic Alloy (AF Wire) integrated in quartz glass tube	LE
	Ferritic Alloy (AF Wire) integrated in Ceramic heating plate	LV/LVT
Upto 1300°C	Ferritic Alloy (AF Wire) integrated in Ceramic heating plate	L/LT
Upto 1600°C	Silicon Carbide (SiC)	LHTC/LHTCT
Upto 1800°C	Molybdenum Disilicide (MoSi2)	LHT/HT

Temp. Range	Heating Element (Tube Furnace)	Series
Upto 1300°C	Ferritic Alloy (AF Wire)	R
	Ferritic Alloy (AF Wire) integrated in quartz glass tube	RSH/RSV
Upto 1500°C	Silicon Carbide (SiC)	RHTC
Upto 1800°C	Molybdenum Disilicide (MoSi2)	RHTH/RHTV

MUFFLE FURNACE



MORE THAN HEAT 30-3000 °C



Lift Door

- Tmax 1100°C to 1800°C
- Heating from two sides up to five sides for an optimal temperature uniformity
- Temperature uniformity of +/- 5 K with closed fresh-air inlet in empty work space according to DIN 17052-1 at working temperatures above 800°C
- Fast heating times
- Dual shell housing made of textured stainless steel sheets with additional fan cooling for low surface temperature
- Exclusive use of insulation materials without categorization according to EC Regulation No. 1272/2008 (CLP)
- Adjustable air inlet integrated in door
- Exhaust air outlet in rear wall (select model)
- Compact dimensions and light weight
- Solid state relays provide for low noise operation
- Defined application within the constraints of the operating instructions
- NTLog Basic for Nabertherm controller: recording of process data with USB-flash drive
- Multi-layer insulation with robust lightweight refractory bricks in the furnace chamber
- Optional Flap door which can be used as work platform or Lift door with hot surface facing away from the operator



Flap Door



Manual Gas Supply System



Chimney with Fan



MORE THAN HEAT 30-3000 °C

Model	Tmax (°C ¹)	Volume (l)	Inner dimensions w x d x h (mm)	Connected load (kW)	Electrical connection	Heating time in (min ⁴)
LE 1/11	1100	1	90 x 115 x 110	1.6	1-phase	10
L 1/12	1200	1	90 x 115 x 110	1.5	1-phase	25
LHT 01/17 D	1650	1	110 x 120 x 120	2.9	1-phase	35
LHTC 01/16	1550	1.5	110 x 120 x 120	3.5	1-phase	30
LHT 02/16	1600	2	90 x 150 x 150	3.0	1-phase	30
LHT 02/17	1750	2	90 x 150 x 150	3.0	1-phase	35
LHT 02/18	1800	2	90 x 150 x 150	3.6	1-phase	60
L(T) 3/11	1100	3	160 x 140 x 100	1.2	1-phase	40
L(T) 3/12	1200	3	160 x 140 x 100	1.2	1-phase	45
LHTC(T) 03/16	1600	3	120 x 210 x 120	10.0	3-phase	30
LHT 04/16	1600	4	150 x 150 x 150	5.2	3-phase	25
LHT 04/17	1750	4	150 x 150 x 150	5.2	3-phase	30
LHT 04/18	1800	4	150 x 150 x 150	5.2	3-phase	40
L(T) 5/11	1100	5	200 x 170 x 130	2.4	1-phase	50
L(T) 5/12	1200	5	200 x 170 x 130	2.4	1-phase	60
L, LT 5/13	1300	5	200 x 170 x 130	2.4	1-phase	60
L, LT 5/14	1400	5	200 x 170 x 130	2.4	1-phase	50
LE 6/11	1100	6	170 x 200 x 170	2.0	1-phase	30
LHT 08/16	1600	8	150 x 300 x 150	8.0	3-phase	25
LHTC(T) 08/16	1600	8	170 x 290 x 170	15.5	3-phase	25
LHT 08/17	1750	8	150 x 300 x 150	8.0	3-phase	30
LHT 08/18	1800	8	150 x 300 x 150	9.0	3-phase	40
L(T) 9/11	1100	9	230 x 240 x 170	3.0	1-phase	65
L(T) 9/12	1200	9	230 x 240 x 170	3.0	1-phase	75
L, LT 9/13	1300	9	230 x 240 x 170	3.0	1-phase	60
L, LT 9/14	1400	9	250 x 250 x 170	3.2	1-phase	50
LE 14/11	1100	14	220 x 300 x 220	3.2	1-phase	35
L(T) 15/11	1100	15	230 x 340 x 170	3.2	1-phase	75
L(T) 15/12	1200	15	230 x 340 x 170	3.2	1-phase	85
L, LT 15/13	1300	15	230 x 340 x 170	3.2	1-phase	70
L, LT 15/14	1400	15	250 x 350 x 170	3.2	1-phase	70
L(T) 24/11	1100	24	280 x 340 x 250	4.5	3-phase	70
LE 24/11	1100	24	260 x 330 x 280	3.5	1-phase	40
L(T) 24/12	1200	24	280 x 340 x 250	4.5	3-phase	80
L(T) 40/11	1100	40	320 x 490 x 250	6.0	3-phase	75
L(T) 60/11	1100	60	380 x 490 x 330	9.8	3-phase	150
L(T) 60/12	1200	60	380 x 490 x 330	9.8	3-phase	160

¹ Recommended working temperature is 100°C Below Tmax

⁴ Heating time of the empty and closed furnace up to Tmax –100 K



Round Sagger



Rectangular / Square Sagger

ASHING FURNACE



MORE THAN HEAT 30-3000 °C



Ashing Furnace

- Tmax 1100 °C
- Ceramic heating plates with integral heating element which is safeguarded, and easy to replace
- Air exchange of more than 6 times per minute
- Good temperature uniformity due to preheating of incoming air, temperature uniformity according to DIN 17052-1 to +/- 10°C in the defined empty work area
- Suitable for many standardized ashing processes according to ISO, ASTM, EN, and DIN
- NTLog Basic for Nabertherm controller: recording of process data with USB-flash drive
- Spring-assisted closing of the furnace door (flap door) with mechanical locking against unintentional opening
- Dual shell housing made of textured stainless steel sheets with additional fan cooling for low surface temperature
- Exclusive use of insulation materials without categorization according to EC Regulation No. 1272/2008 (CLP)




Ceramic Collecting Pan

Hot
Cold



Air Circulation



Air Inlet & Exhaust Flow

Model	Tmax (°C) ¹	Volume (l)	Inner dimensions wxdxh (mm)	Max. evaporation rate (g/min)	Connected load (kW)	Electrical Connection	Heating time (min) ⁴
LV 3/11	1100	3	160 x 140 x 100	0.1	1.2	1-phase	45
LVT 3/11	1100	3	160 x 140 x 100	0.1	1.2	1-phase	45
LV 5/11	1100	5	200 x 170 x 130	0.2	2.4	1-phase	55
LVT 5/11	1100	5	200 x 170 x 130	0.2	2.4	1-phase	55
LV 9/11	1100	9	230 x 240 x 170	0.3	3.0	1-phase	70
LVT 9/11	1100	9	230 x 240 x 170	0.3	3.0	1-phase	70
L 9/11 BO	1100	9	230 x 240 x 170	1.0	7.0	3-phase	120
LV 15/11	1100	15	230 x 340 x 170	0.3	3.5	1-phase	80
LVT 15/11	1100	15	230 x 340 x 170	0.3	3.5	1-phase	80
L 24/11 BO	1100	24	280 x 340 x 250	2.0	9.0	3-phase	120
L 40/11 BO	1100	40	320 x 490 x 250	2.1	11.5	3-phase	120

¹ Recommended working temperature is 100°C Below Tmax

⁴ Heating time of the empty and closed furnace up to Tmax -100 K



MORE THAN HEAT 30-3000 °C

TUBE FURNACE



Tube Furnace

- Tmax 1200 °C to 1800 °C
- Single-zoned design / three-zoned design
- Dual shell housing made of textured stainless steel sheets with additional fan cooling for low surface temperature
- Exclusive use of insulation materials without categorization according to EC Regulation No. 1272/2008 (CLP)
- Outer tube diameter ranging from 50 mm to 170 mm and heated length ranging from 250 mm to 1000 mm
- Solid state relays provide for low noise operation
- Defined application within the constraints of the operating instructions
- NTLog Basic for Nabertherm controller: recording of process data with USB-flash drive
- Ceramic working tube including two fiber plugs for operation under air
- Active cooling of housing for low surface temperatures (select models)

Model	Tmax (°C)	Outer tube Ø (mm)	Heated Length (mm)	Tube length (mm)	Connected load (kW)	Electrical Connection
R 50/250/12	1200	50	250	450	1.6	1-phase
R 50/500/12	1200	50	500	700	2.3	1-phase
R 120/500/12	1200	120	500	700	6.5	3-phase
R 170/750/12	1200	170	750	1070	10.0	3-phase
R 170/1000/12	1200	170	1000	1400	11.5	3-phase
R 50/250/13	1300	50	250	450	1.6	1-phase
R 50/500/13	1300	50	500	700	2.3	1-phase
R 120/500/13	1300	120	500	700	6.5	3-phase
R 170/750/13	1300	170	750	1070	10.0	3-phase
R 170/1000/13	1300	170	1000	1400	11.5	3-phase
RHTC 80/230/16	1600	80	230	600	7.5	3-phase
RHTC 80/450/16	1600	80	450	830	11.3	3-phase
RHTC 80/710/16	1600	80	710	1080	13.8	3-phase
RHTV 50/150/16	1600	50	150	380	5.4	3-phase
RHTV 80/300/16	1600	80	300	530	10.3	3-phase
RHTV 120/600/16	1600	120	600	830	19.0	3-phase
RHTH 50/150/17	1700	50	150	380	5.4	3-phase
RHTH 80/300/17	1700	80	300	530	9.0	3-phase
RHTH 120/600/17	1700	120	600	830	14.4	3-phase
RHTV 50/150/17	1700	50	150	380	5.4	3-phase
RHTV 80/300/17	1700	80	300	530	10.3	3-phase
RHTV 120/600/17	1700	120	600	830	19.0	3-phase
RHTH 50/150/18	1800	50	150	380	5.4	3-phase
RHTH 80/300/18	1800	80	300	530	9.0	3-phase
RHTH 120/600/18	1800	120	600	830	14.4	3-phase
RHTV 50/150/18	1800	50	150	380	5.4	3-phase
RHTV 80/300/18	1800	80	300	530	10.3	3-phase
RHTV 120/600/18	1800	120	600	830	19.0	3-phase

SPLIT-TYPE TUBE FURNACE



MORE THAN HEAT 30-3000 °C



Split-Type Tube Furnace

- Tmax 1100°C or 1300°C
- Single-zoned design
- Dual shell housing made of textured stainless steel sheets with additional fan cooling for low surface temperature
- Exclusive use of insulation materials without categorization according to EC Regulation No. 1272/2008 (CLP)
- RSV models with frame for vertical operation
- Split-type design for simple insertion of the working tube (opening temperature < 180°C)
- Ceramic working tube C 530 including two fiber plugs for operation under air
- Thermocouple type N (1100°C) or type S (1300°C)
- Solid state relays provide for low noise operation
- Heating elements on support tubes provide for free radiation
- RSH: switchgear and control unit integrated in furnace housing
- RSV: switchgear and control unit separate from furnace in own wall or standing cabinet
- Defined application within the constraints of the operating instructions
- NTLog Basic for Nabertherm controller: recording of process data with USB-flash drive
- Controller B510

Model	Tmax (°C)	Outer tube Ø (mm)	Heated Length (mm)	Tube length (mm)	Connected load ⁴ (kW)		Electrical Connection
					1100°C	1300°C	
RSH 50/250/11	1100	50	250	650	1.9	1.9	1-phase
RSH 50/500/11	1100	50	500	850	3.4	3.4	1-phase
RSH 80/500/11	1100	80	500	850	6.6	6.6	3-phase
RSH 80/750/11	1100	80	750	1100	10.6	12.0	3-phase
RSH 120/500/11	1100	120	500	850	6.6	6.6	3-phase
RSH 120/750/11	1100	120	750	1100	10.6	12.0	3-phase
RSH 120/1000/11	1100	120	1000	1350	13.7	13.7	3-phase
RSH 170/750/11	1100	170	750	1100	10.6	12.0	3-phase
RSH 170/1000/11	1100	170	1000	1350	13.7	13.7	3-phase
RSV 50/250/11	1100	50	250	650	1.9	1.9	1-phase
RSV 50/500/11	1100	50	500	850	3.4	3.4	3-phase
RSV 80/500/11	1100	80	500	850	6.6	6.6	3-phase
RSV 80/750/11	1100	80	750	1100	10.6	12.0	3-phase
RSV 120/500/11	1100	120	500	850	6.6	6.6	3-phase
RSV 120/750/11	1100	120	750	1100	10.6	12.0	3-phase
RSV 120/1000/11	1100	120	1000	1350	13.7	13.7	3-phase
RSV 170/750/11	1100	170	750	1100	10.6	12.0	3-phase
RSV 170/1000/11	1100	170	1000	1350	13.7	13.7	3-phase
RSH 50/250/13	1300	50	250	650	1.9	1.9	1-phase
RSH 50/500/13	1300	50	500	850	3.4	3.4	1-phase
RSH 80/500/13	1300	80	500	850	6.6	6.6	3-phase
RSH 80/750/13	1300	80	750	1100	10.6	12.0	3-phase
RSH 120/500/13	1300	120	500	850	6.6	6.6	3-phase
RSH 120/750/13	1300	120	750	1100	10.6	12.0	3-phase
RSH 120/1000/13	1300	120	1000	1350	13.7	13.7	3-phase
RSH 170/750/13	1300	170	750	1100	10.6	12.0	3-phase
RSH 170/1000/13	1300	170	1000	1350	13.7	13.7	3-phase
RSV 50/250/13	1300	50	250	650	1.9	1.9	1-phase
RSV 50/500/13	1300	50	500	850	3.4	3.4	3-phase
RSV 80/500/13	1300	80	500	850	6.6	6.6	3-phase
RSV 80/750/13	1300	80	750	1100	10.6	12.0	3-phase
RSV 120/500/13	1300	120	500	850	6.6	6.6	3-phase
RSV 120/750/13	1300	120	750	1100	10.6	12.0	3-phase
RSV 120/1000/13	1300	120	1000	1350	13.7	13.7	3-phase
RSV 170/750/13	1300	170	750	1100	10.6	12.0	3-phase
RSV 170/1000/13	1300	170	1000	1350	13.7	13.7	3-phase



MORE THAN HEAT 30-3000 °C

TUBES SELECTION

Material	Tube outside ϕ in mm	Max. heat-up ramp in K/h	Tmax in air in °C	Tmax in vacuum operation in °C	Gas tight
C 530 (Sillimantín)	< 120	unlimited	1300	not possible	
	from 120	200			
C 610 (Pythagoras)	< 120	300	1400	1200	•
	from 120	200			
C 799 (Alsint 99.7 %)	< 120	300	1800	1400	•
	from 120	200			
Quartz glass	all	unlimited	1100	950	•
FeCrAl-Alloy (APM)	all	unlimited	1300	1100	•

GAS SUPPLY SYSTEM



Stainless Steel Flange

- Supports non-flammable protective or reactive gas (N₂, Ar, He, CO₂, air, forming gas*) and Hydrogen gas
- Two vacuum-tight stainless steel flanges with KF flange on the outlet side
- Mounting system on furnace for the flanges
- Shut-off valve and flow meter with manual valve
- Check valve in the gas outlet to prevent air entering
- Additional safety controls to monitor hydrogen

Vacuum Package

- It consists of a ball valve, a pressure gauge and a manually operated vacuum pump that is connected to the gas outlet by a corrugated stainless steel hose
- The maximum ultimate pressure in the working tube depends on the type of pump.
 - Single-stage rotary vane pump for an achievable ultimate pressure of approx. 20 mbar
 - Two-stage rotary vane pump for an achievable ultimate pressure of approx. 5×10^{-2} mbar
 - Turbomolecular pump system for an achievable ultimate pressure of up to approx. 5×10^{-5} mbar

Model	Gas supply system			
	1	15	2	4
R	•	•	•	•
RHTC	•		•	•
RHTH			•	•
RHTV			•	•
RSH	•	•	•	•
RSV	•	•	•	•



Vacuum Pump



Manual Gas Supply System



Gas Supply System 15



Gas Supply System 2

FORCED CONVECTION CHAMBER FURNACE

Nabertherm

MORE THAN HEAT 30-3000 °C



Forced Convection Chamber Furnace - Table Top



Forced Convection Chamber Furnace

- Tmax 450 °C, 650 °C, or 850 °C
- Horizontal air circulation with optimum distribution through stainless steel baffles
- Dual shell housing made of textured stainless steel sheets with additional fan cooling for low surface temperature
- Swing door hinged on the right side
- Temperature uniformity up to +/-4°C according to DIN17052-1 (model specific)
- Exclusive use of insulation materials without categorization according to EC Regulation No 1272/2008 (CLP). This explicitly means that aluminosilicate wool, also known as "refractory ceramic fiber" (RCF), which is classified and possibly carcinogenic, is not used.
- Defined application within the constraints of the operating instructions
- Controller with touch operation B500/B510 (5 programs with 4 segments each)
- NTLog Basic for Nabertherm controller: recording of process data with USB-flash drive freeware
- NTEdit for convenient program input via Excel™ for Windows™ on the PC freeware
- NTGraph for evaluation and documentation of firings using Excel™ for Windows™ on the PC
- My Nabertherm App for online monitoring of the firing on mobile devices for free download

Model	Tmax (°C)	Volume (l)	Inner dimensions wxdxh (mm)	Heating Power (kW)	Electrical Connection	Heat-up time to Tmax (min)
NAT 15/65	650	15	295 x 340 x 170	2.8	1-phase	40
NAT 15/85	850	15	320 x 320 x 150	3	1-phase	190
NAT 30/65	650	30	320 x 320 x 300	3	1-phase	80
NAT 30/85	850	30	320 x 320 x 300	3	1-phase	230
NAT 50/85	850	50	400 x 320 x 400	4.5	3-phase	230
NA 60/65	650	60	350 x 500 x 350	9.0	3-phase	120
NAT 60/65	650	60	400 x 400 x 400	3	1-phase	100
NA 60/85	850	60	350 x 500 x 350	9.0	3-phase	150
NA 120/45	450	120	450 x 600 x 450	9.0	3-phase	60
NA 120/65	650	120	450 x 600 x 450	12.0	3-phase	60
NA 120/85	850	120	450 x 600 x 450	12.0	3-phase	150
NA 250/45	450	250	600 x 750 x 600	12.0	3-phase	60
NA 250/65	650	250	600 x 750 x 600	20.0	3-phase	90
NA 250/85	850	250	600 x 750 x 600	20.0	3-phase	180
NA 500/45	450	500	750 x 1000 x 750	18.0	3-phase	60
NA 500/65	650	500	750 x 1000 x 750	27.0	3-phase	60
NA 500/85	850	500	750 x 1000 x 750	30.0	3-phase	180
NA 675/85	850	675	750 x 1200 x 750	30.0	3-phase	210

LABORATORY INSTRUMENTS



Since 1967

FEATURES

GETINGE ✱
LANCER | ULTIMA



Designed for optimal cleaning

The hydraulic design maximizes flow and pressure through a single, direct fluid path. Each individual rack is connected to the hydraulic circuit without any intermediate accessories. This design ensures efficient and balanced high-pressure water distribution to remove soil for optimal cleaning.



Interchangeable means flexibility

The Lancer Ultima Rack System is interchangeable among models. The most common racks fit on any of the wash levels without the need for adjustments. This allows for great flexibility and limits the need for additional accessories, reducing costs of ownership.

HYDRAULIC DESIGN

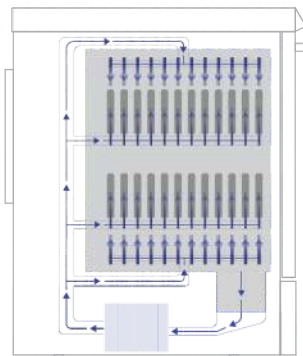
The Getinge Lancer Ultima hydraulic design optimizes pressure and flow for efficient performance at all wash levels.

The combination of a high performance recirculation pump, straight-line fluid path and center-mounted rack interface assures maximum water flow through spray arms and injectors.

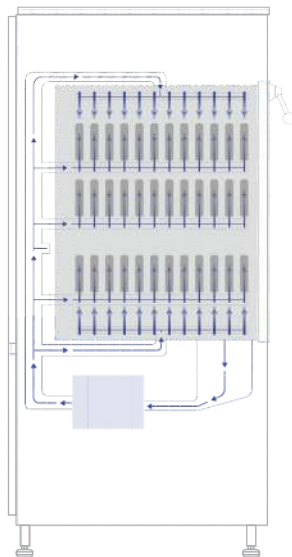
Washer pump is protected from debris by a stainless steel sump screen. The screen lifts out without tools for easy cleaning.



Ensure consistent pressure and flow



Undercounter Models



Freestanding Models

High performance in a compact footprint

The washer/dryers are designed for optimal cleaning performance. The hydraulic systems deliver a direct fluid path to each individual rack, maximizing water flow and pressure.

Ensure consistent pressure and flow

A tight connection to the hydraulic circuit ensures consistent water pressure and flow on each wash level. Lancer Ultima injector rack connections are strategically located in the rear of the chamber. The door pushes the racks against the circuit to form a secure connection.

Minimize environmental impact

Maximize cleaning performance while minimizing costs and environmental impact. Peristaltic pumps deliver accurate dosing of detergent and acid. Optional conductivity measurement ensures consistent processing with no chemical residues on processed goods.

Complete water coverage for comprehensive cleaning

Get complete coverage of both the exterior and interior of your glassware. Pressurized top and bottom stainless steel spray arms combine with injector washing on two levels for a comprehensive clean.

GETINGE 
LANCER | ULTIMA

LANCER ULTIMA 815LX

Undercounter Glassware Washer-Dryer



- Capacity: 2 Racks interchangeable between upper and lower level
- Internal Dimension (mm)(wxhxd): 535x498x520
- Possible to wash and dry upto 200 glasswares in one cycle
- Hot Forced Air Drying upto 95°C
- 5 standard, 35 customizable programs
- Supports Multi-function racks
- Standard USB Port and Optional Printer Connection
- Optional: HEPA filtered hot air through chamber and injectors
- Optional: Water Softener for purified water input
- Optional: View-In-Process Window (Glass Door)*




LANCER ULTIMA 1300LX

Freestanding Glassware Washer-Dryer



- Capacity: 3 Racks interchangeable between upper and lower level
- Internal Dimension (mm)(wxhxd): 535x644x520
- Possible to wash and dry upto 300 glasswares in one cycle
- Injector Drying + Hot Forced Air Drying upto 95degC
- Injector Drying ensures 100% drying in reduced time
- 5 standard, 35 customizable programs
- Supports Multi-function racks
- Standard USB Port and Optional Printer Connection
- Optional: Water Softener for purified water input
- Optional: View-In-Process Window (Glass Door)*

**Forced Air Drying
+ Injector Drying**



Forced air through the chamber as well as through the injectors provides complete drying coverage of the processed glassware.



LANCER ULTIMA 1600LXP


Freestanding Glassware Washer-Dryer

GETINGE 
LANCER | ULTIMA



- Capacity: 4 Racks interchangeable between upper and lower level
- Internal Dimension (mm)(wxhxd): 703x858x678
- Possible to wash and dry upto 576 glasswares in one cycle
- Injector Drying + Hot Forced Air Drying upto 95degC
- Injector Drying ensures 100% drying in reduced time
- 5 standard, 35 customizable programs
- Standard USB Port and Optional Printer Connection
- Optional: Water Softener for purified water input
- Optional: View-In-Process Window (Glass Door)*

Forced Air Drying + Injector Drying



Forced air through the chamber as well as through the injectors provides complete drying coverage of the processed glassware.

*Optional



LANCER Ultima 1600LXP/HE


Freestanding Glassware Washer-Dryer with Height Extension

NEW



- Capacity: 4 Racks interchangeable between upper and lower level
- Internal Dimension (mm)(wxhxd): 703x1048x678
- Include door jacks for safe loading and unloading
- Possible to wash and dry upto 576 glasswares in one cycle
- Injector Drying + Hot Forced Air Drying upto 95degC
- Injector Drying ensures 100% drying in reduced time
- 5 standard, 35 customizable programs
- Supports Multi-function racks
- Standard USB Port and Optional Printer Connection
- Optional: Water Softener for purified water input
- High throughput for diverse load like large flasks, carboys and measuring cylinders

Forced Air Drying + Injector Drying



Forced air through the chamber as well as through the injectors provides complete drying coverage of the processed glassware.

ACCESSORIES



Positioned for effective cleaning

Height-adjustable polymeric supports on the injectors ensure correct placement of goods for proper water flow and cleaning inside the glassware. Wire holders keep the glassware centered over the injector and prevent scratching against the injector tip.

For smaller items such as test tubes or bottle caps, small mesh baskets with covers ensure proper placement for complete coverage of water and liquids during the wash cycle.



PST Basket Rack



Injector Rack



PS/21IXLC/25PIP Multi Function Rack



LTCXL Test-Tubes Basket




Getinge LLL Detergent & NLL Neutralizer

For an efficient and consistent washing process

LLL and NLL assure high-performance washing by a contamination-free process with compatibility between equipment material and chemicals used.

ACCESSORIES

GETINGE 
LANCER | ULTIMA



NEW

Vial Rack for Ultima Laboratory Washers

The vial basket has 4 grids exchangeable of different sizes to position the vials according to their dimensions.

The vial basket must be placed on a PST or PSBT, and the grids must be removed from these baskets to ensure correct washing.



Bioreactor Rack: Multi-Use Bioreactor Washing & Sterilization

The reproducibility of your work relies on a properly cleaned and sterilized bioreactor.

A solution to prevent cross-contamination, minimize any research downtime and ensure validated outcome through optimal processes and procedures.

The relationship between the bioreactor design and laboratory washer assures predictable outcomes. The defined connection points on the wash rack and bioreactor head plate ensure a clean bioreactor prepared for sterilization.

Empty rack




Baskets

Small bioreactor assembly parts are placed in the baskets to ensure that these are in place throughout the cleaning cycle.

Multiple injector tubes

Reassure best possible cleaning performance for each entry connection on the bioreactor head plate.

Bioreactors in place*



Spray headers

High flow of process water through the spray headers clean the inside of the bioreactor vessel.

Head plate fixation

The head plate is fixed in the wash rack. The spray wings within the washer will clean the outside of the head plate.

Angled head plate

Minimum water retention on the head plate surface will speed up the drying phase which shorten the overall process cycle.



Getinge Lancer Ultima model 815 LX undercounter labware washer.

*Multi-use, volume 1-3 liter



HWASHIN TECHNOLOGY


POWERSONIC 600 SERIES



- Degassing function to eliminate dissolved gas in water or solutions
- Sweep function to optimize the cleaning power by modulating the frequency (Model 605/610/620)
- Housing material of SUS 304 + PP (Polypropylene) for stronger durability (Model 605/610/620)
- Built in microprocessor controller
- High-performance industrial BLT transducer
- Selectable use of ultrasonic power (3 steps - Low, Medium, High)
- Built-in alarm function for operation stop

Model	Powersonic 603	Powersonic 605	Powersonic 610	Powersonic 620
Transducer	Industrial BLT Type			
Time Range	1-99min (Digital)			
Temp Range	Ambient-60°C (Digital)	Ambient-70°C		
Frequency	40KHz			
Housing Material	SUS 304 + ABS	SUS 304 + PP	SUS 304 + PP	SUS 304 + PP
Bath Capacity	3.3 L	5.7 L	10.7 L	20.7 L
Bath Dimensions	W240 x D140 x H100 mm	W300 x D155 x H150 mm	W300 x D240 x H150 mm	W500 x D300 x H150 mm
Overall Dimensions	W325 x D225 x H255 mm	W385 x D255 x H270 mm	W385 x D345 x H270 mm	W590 x D405 x H275 mm
Tray Dimensions	W240 x D135 x H105 mm	W240 x D120 x H100 mm	W250 x D200 x H100 mm	W440 x D250 x H100 mm
Required Power	200 Watt	350 Watt	400 Watt	700 Watt
Net Weight	4.5 kg	6.1 kg	7.3 kg	11.8 kg
Accessories	LID, Drain Hose (1m), Power Cable, Instruction Manual			
Voltage	Option: 100V, 110V, 220V or 240V(50/60 Hz)			

POWERSONIC 212



Siphon Shower Effect

When the solution is filled to the point A, it is automatically drained through the point B.

Ultrasonic pipette cleaner POWERSONIC 212 is an instrument to take off dirt or contaminants on materials for cleaning by ultrasonic sound from the transducers through the liquid in the bath. No need to change water when cleaning by siphon shower method

- Automatic water supply and drain by Siphon principle
- Strong cleaning power industrial BLT transducer
- No need to change water when cleaning (short cleaning time)
- Easy to adjust the cleaning time with built-in digital timer
- Convenient operation plate
- Available to clean multiple pipettes with safety by a basket tray
- Stainless steel drain pipe for stronger durability

Model	POWERSONIC 212
Transducer	Industrial BLT Type
Time Range	1-99 min (Digital)
Frequency	28KHz
Cabinet Material	Stainless Steel SUS 304
Bath Material	Transparent Acryl Resin
Bath Capacity	12L
Bath Dimensions	Ø160 x H685 mm
Overall Dimensions	W320 x D320 x H850 mm
Tray Dimensions	Ø140 x H505 mm
Required Power	150watt
Net Weight	15 kg
Voltage	Available from 100 to 240V, 50/60Hz
Accessory	Tray, Water Supply Hose (3m)

MELTING POINT APPARATUS – AUTOMATED

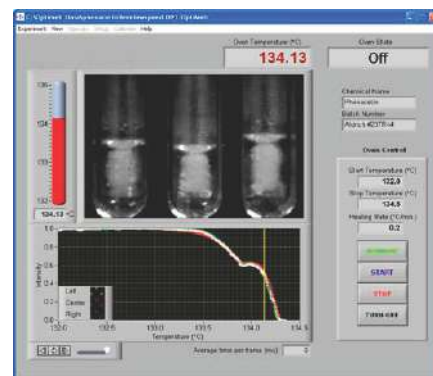


OptiMelt provides a fast and accurate means of automatically determining the melting points and melting ranges of chemical substances.

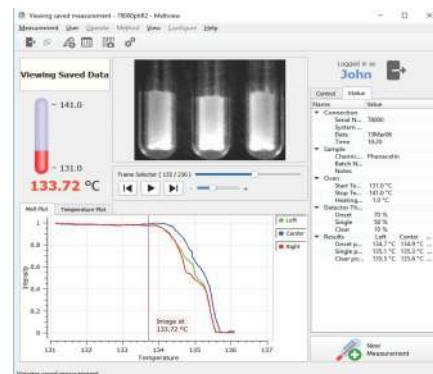
The Meltview 2 Pro software licence FDA 21CFR Part 11 is ready. It enables users to integrate the MPA100 into a compliance based lab environment. Both stand alone and client / server modes are available.

- Completely automated operation.
- PID-controlled temperature ramping.
- Digital movie of each melt.
- Stand-alone operation and computer control (USB).
- Conforms to Pharmacopoeia and GLP.
- Printer output.
- Live images during melts.
- Single-click data acquisition with auto-saving to a central database.
- View data from any computer on the network.
- Permission-based operations. User login required on all applications.
- Electronic signatures on collected data.
- Audit trail recording of all user activities with messages to discern invalid or altered records.
- Measurement report in PDF. Audit logs export to PDF or CSV.
- Easy user management from any computer on the network.
- Data backup/restore with schedule and recurring option.
- Stored files can be recalled for frame-by-frame playback.

Description	MPA100	
Temperature display	Melting point and melting point range	
Start temp. range	(Ambient + 10 °C) to 396 °C, 0 °C min. set point	
Stop temp. range	(Start temperature + 4 °C) to 400 °C	
Temperature resolution	0.1 °C	
Ramp rate	0.1 °C to 20 °C per minute (0.1 °C increments)	
Heat-up time	~10 minutes (50 °C to 350 °C)	
Cool-down time	~10 minutes (350 °C to 50 °C)	
Temperature accuracy	±0.3 °C (up to 100 °C) ±0.5 °C (up to 250 °C) ±0.8 °C (up to 400 °C)	
Reproducibility	0.2 °C	
Temperature sensor	Pt RTD (built-in)	
Oven control	Closed-loop PID	
Display	Back-lit, touchscreen LCD (5.8")	
Printer interface RS-232	Supports Epson compatible dot-matrix printers.	
Capillaries	Dimensions	1.4 mm to 2.0 mm outside dia., 100 mm length
	Capacity	Up to 3 tubes simultaneously
	Fill height	2 mm to 3 mm

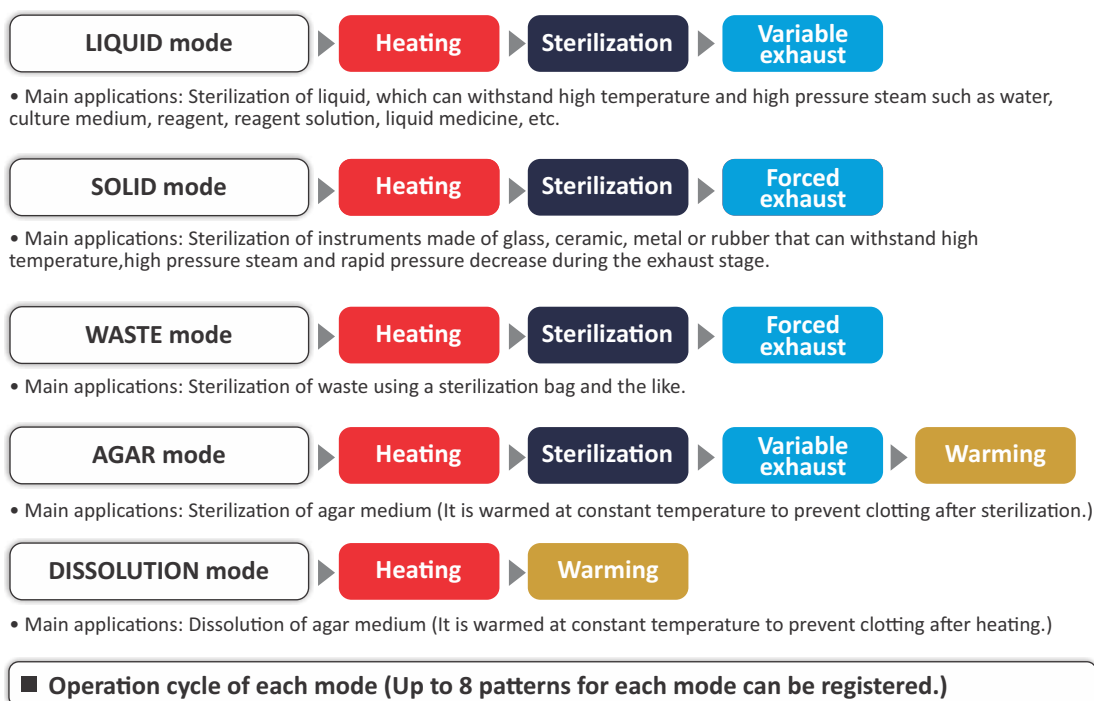


Meniscus Point Software



Measurement and Recall

AUTOCLAVES with Colour Touch Panel



HV-II SERIES



These Autoclaves are user friendly, Easy-to-Read and Easy-to-operate

- Sterilization Temperature: 126°C or 135°C.
- Capacity from 25-110 liters.
- Easy-to-operate Color-touch Panel.
- 5 selectable modes: Agar, Solid, Dissolution, Liquid, Waste.
- Electromechanical Lid Lock System.
- 3 exhaust levels: Without, Fine, Small
- Optional devices: Printer, Recorder, Floating Sensor, Forced Cooling Unit, Automatic water supply system, USB interface port.

Description		HV-25 II	HV-50 II	HV-85 II	HV-110 II
Effective capacity		25 L	50 L	85 L	110 L
Chamber size (φ x H mm)		240 x 550	300 x 710	420 x 615	420 x 795
Temperature setting range	Sterilization	105°C - 126°C Variable	105°C - 135°C Variable		
	Dissolution	60°C - 100°C Variable			
	Warming	45°C - 60°C Variable			
	Lid lock	LIQUID, AGAR, DISSOL modes: 60°C - 95°C Variable / SOLID, WASTE modes: 60°C - 97°C Variable			
Exhaust setting		3 levels (Without exhaust, Fine exhaust, Small amount of exhaust)			
Maximum working pressure		0.186MPa	0.255MPa		
Thermometer		Digital display 5.0°C- 128.9°C	Digital display 5.0°C - 137.9°C		
Required power supply facility		1.5kW	2.0kW	3.0kW	4.0kW
Power supply		AC110V / 120V / 220V / 230V / 240V, 50Hz / 60Hz (Please specify when ordering.)		AC220V / 230V / 240V, 50Hz / 60Hz (Please specify when ordering.)	
Weight (Approximately)		44 kg	60 kg	83 kg	89 kg
Safety devices and alarms		Safety pressure valve, Earth leakage breaker with O.C.protection, Low water cut off device, Alarms: Low water heating, Temperature sensor wire disconnection, Over-temperature, Over-cool, Over-pressure, Abnormality in lid, Abnormality in the lock of lid opening/closing lever			
Supplied accessories		Wire basket, Exhaust bottle, Bottom plate, Drainage hose (50 cm), Exhaust hose (50 cm), Drainage collecting bottle, Cable tie, Caster stopper, Operation manual, User inspection procedure, Small sized pressure vessel specifications (excluding HV-25II and HV-25IILB)			

HV HICLAVE SERIES

The best-selling autoclave series that has many functions with excellent operability.



- Dual sensing interlock mechanism
- Programmable auto-start function
- Auto-exhaust mechanism
- Electro mechanical lock system
- Memory back-up
- Double-sensing system for air exhaust

Model	HV-25	HV-50	HV-85	HV-110
Outside dimension (W x D x H mm)	485 × 470 × 956	547 × 532 × 1046	667 × 652 × 1011	667 × 652 × 1191
Inside dimension (Φx D mm) Effective capacity	240 × 550 (25L)	300 × 710 (50L)	420 × 615 (85L)	420 × 795 (110L)
Nominal Volume	28 L	54.2 L	98.8 L	123.7 L
Net weight (approx.)	41kg	57kg	71kg	81kg
Power supply	230 / 240 VAC, 50 Hz / 60 Hz			
Pressure vessel category	Small sized pressure vessel			
Chamber material	Stainless steel (SUS 304)			
Sterilization temperature range	105-126°C variable	105-135°C variable		
Dissolution temperature range	60 - 100°C, variable			
Warming temperature range	45 - 60°C, variable			
Maximum working pressure	0.186MPa	0.26 MPa		
Thermometer	5 - 128°C	5 ~ 137°C		
Pressure gauge	0 ~ 0.4MPa			
Safety devices	Pressure safety valve, Over-current & Earth leakage breaker, Low water cut off device			
Alarms, Error display	Low water heating, Temperature sensor wire disconnection, Over-temperature, Over-cool, Over-pressure, Abnormality in lid open/closing lever lock			
Supplied accessories	Wire mesh baskets (2), Bottom plate, Drainage hose, Exhaust bottle, Exhaust hose, Drain bottle, Caster stoppers			

HVE ECONOMICAL HICLAVE SERIES



An economical model which is recommended when renewing an old model.

- Pulse exhaust function
- Warming function that does not coagulate the agar media
- Electro-mechanical lid lock system
- Dual interlock mechanism
- Memory function

Model	HVE-50
Outside dimension (W x D x H mm)	547 × 532 × 1046
Inside dimension (Φx D mm) Effective capacity	300 × 710 (50L)
Nominal Volume	54.2 L
Net weight (approx.)	57kg
Power supply	230 / 240 VAC, 50 Hz / 60 Hz
Pressure vessel category	Small sized pressure vessel
Chamber material	Stainless steel (SUS 304)
Sterilization temperature range	105-135°C variable
Warming temperature range	45 - 80°C, variable
Maximum working pressure	0.255MPa
Thermometer	Digital display 5 ~ 137°C
Pressure gauge	Analog display 0 ~ 0.4MPa
Safety devices	Pressure safety valve, Over-current and Earth leakage breaker, Low water cut off device
Alarms, Error display	Low water heating, Temperature sensor wire disconnection, Over-temperature, Over-cool, Over-pressure, Abnormality in lid open/close lever lock
Supplied accessories	Stainless steel wire basket, Bottom plate, Drainage hose, Exhaust bottle, Exhaust hose, Drain bottle, Caster stoppers

HVA HICLAVE SERIES

Economical HICLAVE with forced cooling device

A forced cooling system is equipped. This model has a capacity of 85 L or 110 L and has excellent cost performance.

- Excellent cost performance
- Forced cooling unit is standard
- Warming function does not coagulate the agar media
- Electro-mechanical lid lock system
- Memory function
- Dual interlock mechanism



Model	HVA-85	HVA-110
Outside dimension (W x D x H mm)	667 × 652 × 1011	667 × 652 × 1191
Inside dimension (Φ x H mm) Effective capacity	420 × 615 (85L)	420 × 795 (110L)
Nominal Volume	98.8 L	123.2 L
Net weight (approx.)	78kg	85kg
Power supply	230 / 240 VAC, 50 Hz / 60 Hz	
Pressure vessel category	Small sized pressure vessel	
Chamber material	Stainless steel (SUS 304)	
Sterilization temperature range	105-135°C variable	
Warming temperature range	45 - 80°C, variable	
Maximum working pressure	0.255MPa	
Thermometer	Digital display	5 ~ 137°C
Pressure gauge	Analog Display	0 ~ 0.4MPa
Safety devices	Pressure safety valve, Over-current and Earth leakage breaker, Low water cut off device	
Alarms, Error display	Low water heating, Temperature sensor wire disconnection, Over-temperature, Over-cool, Over-pressure, Abnormality in lid open/close lever lock	
Supplied accessories	Stainless steel wire basket, Bottom plate, Drainage hose, Exhaust bottle, Exhaust hose, Drain bottle, Caster stoppers	

HVN & HVP HICLAVE SERIES



HVN Series



HVP Series

HVN Series

Exhaust steam-free autoclave with deodorizing

New Idea !! An autoclave equipped with the deodorizing function that can suppress an unpleasant smell and steam.

- Deodorizing function
- Comfortable working environment

HVP Series

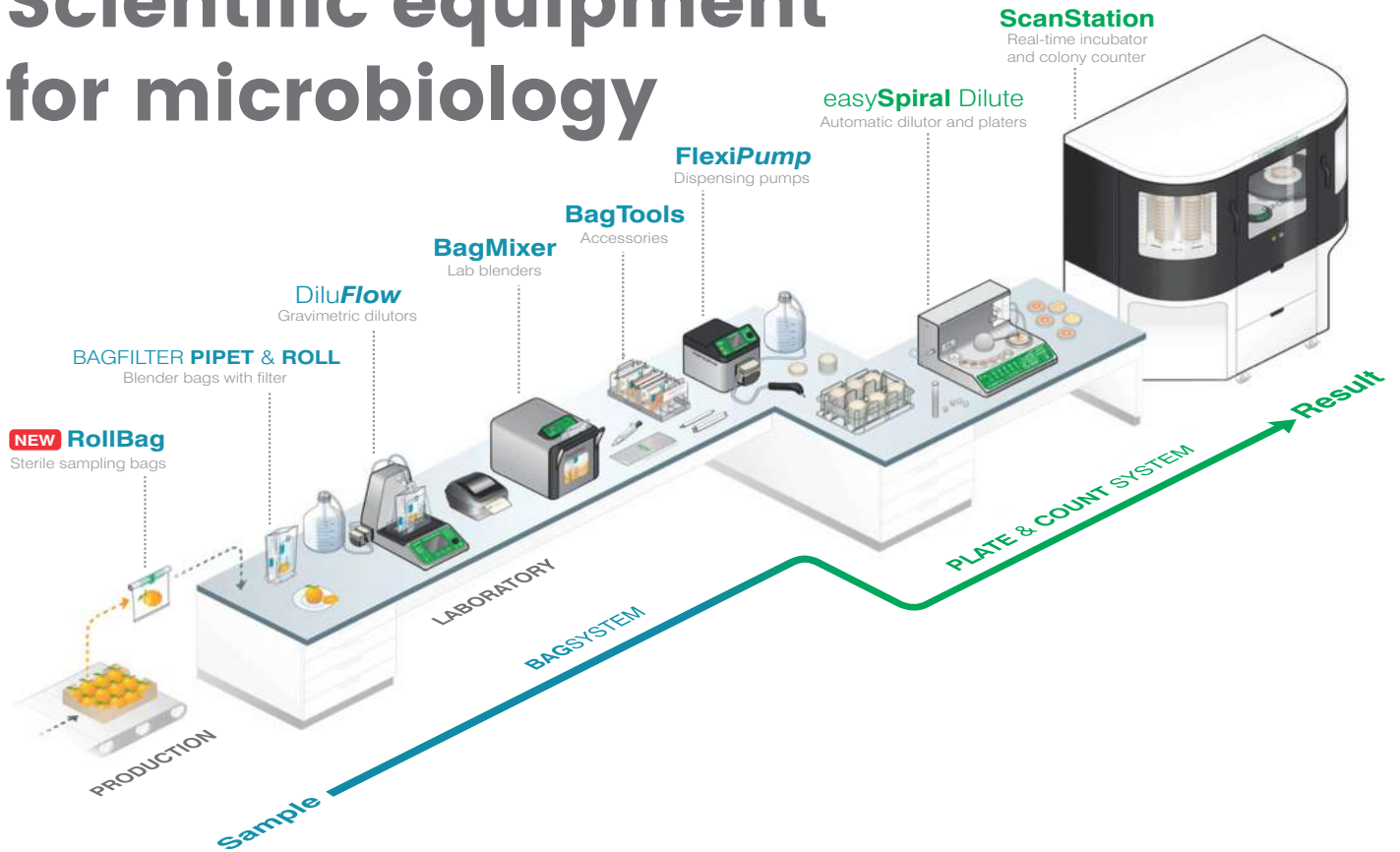
HICLAVE with full automatic drying function

Full-automatic sterilization to drying by high-efficiency vacuum pump.

- Drying efficiency is increased
- Dressing drums can be loaded
- Clean drying without contamination
- Pre-vacuum air removal using a vacuum pump
- Dual interlock mechanism

Model	HVN-50	HVN-85	HVP-50
Outside dimension (W x D x H mm)	547 x 552 x 1050	669 x 680 x 1011	540 x 630 x 1040
Inside dimension (Φx D mm) Effective capacity	300 x 710 (50L)	420 x 615 (85L)	300 x 710 (50L)
Power supply	AC220V, 50/60Hz, Single-phase		230 / 240 VAC, 50 Hz / 60 Hz
Net weight (approx.)	73kg	88kg	80kg
Chamber material	Stainless steel (SUS 304)		
Sterilization temperature range	105-135°C variable		
Maximum allowable pressure (gauge pressure)	0.255MPa		
Pressure vessel category	Small sized pressure vessel		
Temperature display range	5 ~ 137°C		
Sterilization timer	1 ~ 250 minutes		-
Deodorizing timer	1 ~ 90 minutes		-
Exhaust bottle (filled)	3.4 liter, built-in		-
Pressure gauge	Analog display, 0 ~ 0.4MPa		
Safety devices / Warning alarms	Pressure safety valve, Circuit breaker, Lack of water prevention switch, Error indication (Exhaust clogging, Lack-of-water, Temperature sensor wire breakage, Over temperature, Over cooling, Open/close lever locking failure)		Pressure safety valve, Low water cut-off device, Earth leakage breaker for vacuum pump, Low water heating, Temperature sensor wire disconnection, Over-temperature, Over cool, Over-pressure, Abnormality in lid open/close lever lock, Lack of water for vacuum pump bottle
Accessories	SS Wire basket(2pcs), Heater cover, Drain hose, Castor stopper (2pcs) Exhaust hose, Drain bottle,		Bottom plate, Flexible drainage hose, Castor stopper (2pcs) Drainage hose, Water supply hose
Time setting range	Sterilization: 1 min - 250 min Deodorizing: 1 min to 90 min		Sterilization: 1 min - 250 min, Remaining time is displayed Drying: 1 min to 90 min, Remaining time is displayed

Scientific equipment for microbiology



Variety of Blender Bags to suit your needs



- 1 RollBag 7.5 x 20 cms
- 2 RollBag 11 x 20 cms
- 3 RollBag 11 x 25 cms
- 4 RollBag 14 x 23 cms
- 5 RollBag 11 x 30 cms
- 6 RollBag 14 x 33 cms
- 7 RollBag 17.5 x 30 cms
- 8 RollBag 17.5 x 40 cms
- 9 RollBag 25 x 38 cms
- 10 RollBag 25 x 50 cms
- 11 RollBag 38 x 56 cms



LAB BLENDER

interscience



BagMixer® is a highly efficient lab blender for solid sample preparation. With a blender bag, it guarantees optimal microbiological extraction in less than 60 seconds and eliminates all risks of cross contamination.

- Optimal bacterial extraction.
- Adjustable blending power.
- Click & Clean (model specific).
- Q-Tight closing.
- User-friendly.



For Pharma
Tablet application



Description	MiniMix 100 P CC	BagMixer 400 P	BagMixer 400 W	BagMixer 400 CC	BagMixer 400 SW	JumboMix 3500 P CC
Optimal blending volume	5 - 80 mL	50 - 400 mL	50 - 400 mL	50 - 400 mL	50 - 400 mL	200 - 3750 mL
Net weight	11.7 kg	16.8 kg	16.6 kg	16.1 kg	24.7 kg	55.8 kg
Dimensions (w x d x h) cm	20x36.9x20.2	26.8x39.5x28.3	26.8x39.5x28.3	27x42.1 x26.6	27.6x45.9x35.7	51.2x52.3x46.8
Fuses	T3.15A L 250V / T1.25A L 250V 5x20 mm			T3,15A L 250V 5x20 mm		T4A L250V/ T2A L250A 5x20 mm
Power	110 W	135 W	135 W	55 W	55 W	400 W
International protection marking	11	21	21	21	31	21
In compliance with	ISO 7218, ISO 6887 and FDA BAM (Bacteriological Analytical Manual)					


SCANSTATION



Real-time incubator and colony counter


ScanStation® is a real-time incubator and colony counting station centralizing incubation, detection and counting of up to 300 Petri dishes simultaneously. Petri dishes are counted every 30 min* throughout the process. Colonies are detected as soon as they appear.

- **Rotating Petri carousel** - Record-breaking capacity of 300 Petri dishes
- **Insulated panoramic window** - Easy process monitoring
- **Thermoregulated incubator** - Peltier module ± 1 °C refrigerated incubator
No compressor
- **Storage unit** - For computer, UPS, accessories
- **Easy installation** - Simply plug in the 100-240V~ power cord.
- **High speed robotic arm** - Automated plate handling from incubation to counting
- **Real-time bacterial growth** - Touch screen with real-time video of the process 24/7 operation
- **Ultra-HD camera** - Reflection free LED lighting 5 megapixel sensor
- **Pressure-sensitive gripper** - Automatically adapts to right-side up or upside down Petri dishes
No settings
- **Bar-code reading** - Automatically retrieves sample data
Connectable with LIMS, dataLink™



	ScanStation® 100	ScanStation® 200	ScanStation® 300
Reference	439 100	439 200	439 300
Capacity	100 Petri dishes	200 Petri dishes	300 Petri dishes
Reading time in between each dish	30 minutes or 1 hour		1 hour
Petri dish size	Ø 90 mm right-side up or upside down and Ø 55-65 mm (with adaptor)		
Type of plating accepted	Pour plate, surface, Spiral®, filtration membrane		
Loading	single or multi-batch		
Camera resolution	5 megapixels		
Interface	23 inches touch screen		
Software	ScanStation® software		
Video player	Play, zoom, pause, replay, during and after incubation		
Included computer system	PC Windows 10 LTSC desktop with Intel i7 processor		
Incubation temperature	From 20 °C to 45 °C		
Accuracy of incubation temp.	± 1 °C (checked by a 9-point mapping system)		
Recording of the temperature	Every minute		
Heating and cooling temp.	Peltier modules, compressor free		
Terms of use	In a ventilated room, under normal temperature conditions between 18 °C and 25 °C		
Max external humidity temp.	70%		
Max incubation time	10 days		
Voltage - frequency	100-240 V~ 50-60 Hz		
In compliance with	21 CFR Part 11		

SEMI-AUTOMATIC COLONY COUNTER



interscience

Scan® Series is a semi-automatic colony counter series with the essential features to start the colony counting and is specifically designed for environments of food microbiology (PCA, VRBG, MRS).

- Counting on pour, surface, Spiral, circle mode plated dishes.
- Accuracy and repeatability.
- 21CFR Part 11 included.
- Traceability.
- Print of the results.
- Dark Field lighting technology.
- Ideal with dataLink full traceability system.

Description	Scan 300	Scan 500	Scan 1200	Scan 4000
Type of colony counter	Semi automatic	Semi automatic	Semi automatic	Semi automatic with manual control
Counting time	Up to 1000 colonies per second			
Minimal size of colony	0.1 mm	0.1 mm	0.05 mm	0.05 mm
Camera	CMOS color camera	CMOS color camera	HD CCD color camera	Ultra HD color camera
Lens	M12 lens	M12 lens	HD Japanese lens	Ultra HD Japanese lens
Zoom	x 28	x 28	x 28	x 69
Resolution	1 megapixel	1 megapixel	1.2 megapixel	5 megapixel
Screen	1280 X 1024 pixels or superior			1280 X 1024 pixels and more
Dimensions (w x d x h)	28.5 x 26.5 x 29 cm	28.5 x 26.5 x 28.5 cm	28.5 x 26.5 x 37.5 cm	47 x 47 x 64 cm
Net weight	8.4 kg	8.4 kg	9.4 kg	25 kg

MANUAL COLONY COUNTER



Scan 50 is a manual colony counter with multiple ergonomic supports.

The Dark Field 2 technology offers an indirect and precise LED lighting of the colonies.

The export of the counting result, via USB link to a computer, ensures the data traceability, without preliminary software processing.

- Inclined and padded counting surface
- Dark Field 2 technology for high contrast colony lighting
- Adjustable white LED intensity
- USB port: counting data transfer to computer

Description	Scan 50
Type of colony counter	Manual (from 0 to 1999 CFU)
Counting tone	Touch surface with adjustable sensitivity
Lighting technology	Dark Field 2 : Indirect lighting with White LED
Lighting system	LED lighting with 5 intensity levels
Petri dish dimensions	From Ø 55 to Ø 90 mm
In compliance with	ISO 7218 and FDA BAM

Contrasting colony lighting: Dark Field 2

Dark Field 2 is an indirect lighting system with adjustable intensity. Light reflectors diffuse the light at all points without any reflections or shadows. It makes all colonies stand out on the surface, in the mass and around the edge of the dish.

Flashes of light are eliminated and the operator's eyes are protected.

Water Activity - Laboratory Instruments

SALT STANDARDS

PROTECTION FILTERS

SAMPLE DISHES

SENSORS



Scope of application:



LABMASTER NEO



The LabMaster Neo provides accurate and repeatable and accurate aW measurements and also supports in the investigation of the causes of product spoilage, texture changes or rancidity.

- Full temperature control (0-60°C) for highest accuracy.
- Complete 21CFR11 compliance thanks to audit trail and user management.
- Various measurement modes incl. fast mode.
- Reusable SAL-T calibration standards with automatic recognition by RFID tag.
- Automatic equilibrium detection for best repeatability and comparability of measured values.

Description	LabMaster-aw Neo	
Versions	ENS/ELS	
Measurement Specifications	Parameter	
	Water activity	Temperature
Measuring principle	Electrolytic	Surface infrared sensor
Measuring range	0.0300...1.0000aw*	0...60°C (32...140°F)
Adjustment range	0.0400...1.0000aw*	N/A
Resolution	0.0001aw	0.01°C
Accuracy	+/-0.0030aw within the adjustment range	+/-0.1°C
Repeatability	+/-0.0010aw within calibration reange	N/A
Mains connection	> 100... 260 VAC, > Power consumption: , > Maximum: 42W, > Normal operation: < 15W > Stand-By: < 0.1W	
Power supply	90...264 VAC 50/60 Hz	
Display	7" capacitive Touchscreen	
Communication	> RS232 and USB 2.0 for PC, > RS232 for printer Epson TM-U220D, > SD card, > XML to LIMS	
Housing	> Hybrid of painted steel housing and PUR , > Weight: approx. 10kg > Dimensions (LxWxH)= 423x260x186mm, Height with open ceiling: 462mm	
Measuring chamber volume	12 ml	
21CFR 11	> 21CFR11 compliant Audit Trail > 21CFR11 compliant user management	

aW METER



LABTOUCH



LABSWIFT



LABSTART

The **Lab Touch** can measure aW for many samples, whether liquid, gel-like or solid and with its ergonomic design and touch screen, it makes water activity measurement easier than ever before.

The **Lab Swift** is suitable for products such as powder or dried fruits with low to medium aW values. Is optionally available with a rechargeable battery.

The **Lab Start**, designed as a starter, allows water activity measurement at an economical budget.

Description	LabTouch-aw		LabSwift-aw		LabStart-aw	
Versions	CM-2 Sensor/ CM-3 Sensor		With and without battery pack		N/A	
Measurement Specifications	Parameter					
	Water activity	Temperature	Water activity	Temperature	Water activity	Temperature
Measuring principle	Electrolytic	Surface IR and NTC	Electrolytic	Surface IR and NTC	Electrolytic	NTC
Measuring range	0.030...1.000aw	5...45°C (41...113°F)	0.030...1.000aw	5...45°C (41...113°F)	0.03...1.00aw	0...30°C (59...86°F)
Adjustment range	0.110...0.970aw	N/A	0.110...0.900aw	N/A	0.33...0.75aw	N/A
Resolution	0.001aw	0.1°C	0.001aw	0.1°C	0.01aw	0.1°C
Accuracy	+/-0.005aw within calibration range	+/-0.10°C	+/-0.010aw within calibration range	+/-0.15°C	+/-0.03aw within calibration range	+/-0.15°C
Repeatability	+/-0.002aw within calibration range	N/A	+/-0.002aw within calibration range	N/A	+/-0.01aw within calibration range	N/A
Mains connection	5 VDC, +/-6%, max. Power consumption 10W					
Power supply	90...264 VAC 50/60 Hz					
Display	4.3" LC-colour display		LC-display, dimensions: 35 x 69mm			
Communication	> USB for PC > SD/SDHC-card		SD/SDHC- card		N/A	
Housing	> Two-part PC/ABS housing, weight: 2.8 kg > Dimensions (L x W x H) = 200 x 285 x 105 mm		> Two-part PC/ABS housing, weight: 1.2kg > Dimensions (L x W x H) = 225x140x85mm			
Measuring chamber volume	15mL					
21CFR 11	Partially compliant				Not compliant	

SAL-T SALT STANDARDS



Moisture standards based on saturated salt solutions in plastic tablets, with a moisture permeable membrane. Each salt is delivered in well closable container.

Humidity values	P/N	Name	LabStart-aw Calibration	LabSwift-aw Calibration	LabTouch-aw Calibration	LabMaster-aw neo Calibration	Verification
4%	111 7440	SAL-T 4				X	X
6%	111 6453	SAL-T 6				X	X
11%	111 0930	SAL-T 11		X	X	X	X
23%	260 0960	SAL-T 23					X
33%	111 0932	SAL-T 33	X	X	X	X	X
43%	260 0961	SAL-T 43					X
53%	111 0934	SAL-T 53		X	X	X	X
58%	260 0189	SAL-T 58		X	X	X	X
75%	111 0936	SAL-T 75	X	X	X	X	X
84%	111 9886	SAL-T 84		X	X	X	X
90%	111 0938	SAL-T 90		X	X	X	X
97%	111 9887	SAL-T 97			X	X	X
100%	260 1619	SAL-T 100				X	X

FILTER SELECTION

These specially designed filters shall be mounted in front of the sensor and used to provide protection against chemical contamination and degradation of the resistive electrolytic sensor element.

As the inner part of the sensor consists of a liquid, volatiles which dissolve and dissociate are extremely dangerous and harm the sensor in a very short time.



Some of the known Volatiles

- Acetic acid (e.g. vinegar, mustard etc)
- Alcohols, secondary (e.g. 2-Propanol, 2-Butanol)
- Amines (e.g. urea, ammonia)
- Aroma, light (fruit, yeast, hop, herbs, vanilla, orange)
- Aroma, strong (like spices, herbs)
- Butyric acid
- Cannabis
- Essential oil (only pure menthol, etc)
- Ethanol (ethyl alcohol)
- Formic acid
- Furanes (bread aroma)
- Glycerin (e.g. in PET Food, protein bar)
- Hydrocarbons, aromatic
- Hydrogen halides
- Hydrogen peroxide
- Hydrogen sulfide
- Ketones (e.g. acetone or MEK)
- Nicotine, Snus
- Perfumes, fragrances
- Phenol
- Polyethylen-glycol, propylen-glycol
- Sulfur dioxide
- Sulphuric acid



REFRIGERATORS and FREEZERS CONTROLLED BIOSTORAGE



BIOPLUS & BIOMIDI



The **BioPlus** range is designed for the storage of the most delicate biomaterials, in situations where even tiny fluctuations in conditions inside the storage cabinet can have a serious effect on the contents.

BioPlus refrigerators reduce internal relative humidity, thus cutting down on any likelihood of undesirable contaminants getting near delicate biomaterials.

The **BioMidi** cabinet is designed to meet the majority of biomaterial refrigeration and freezer requirements, with very few limitations.

The functional design ensures easy, ergonomically correct access to the storage space.

- Access port
- Self-closing door with key lock
- Voltage-free contact
- Acoustic and visual door alarm
- E-sensor
- Acoustic and visual temperature alarms
- Alarm recording

Exterior: White lacquered steel or stainless steel

Interior: BioPlus - Stainless steel

BioMidi - **Aluminium/stainless steel or stainless steel

*** White version comes with internal sides in aluminium and bottom and backside of door in stainless steel. Stainless versions comes as all stainless*

Model	ER 930	ER 1400	RR 425	RF 425	RR 625	RF 625	EF 425
Temp Range	-2°C/+20°C	-2°C/+20°C	+2°C/+20°C	-25°C/-5°C	+2°C/+20°C	-25°C/-5°C	-40°C/-5°C
Control Unit	Gram Control Unit with Voltage Free Contact, acoustic and visual alarms, E-sensor						
Material Interior	Stainless Steel		Stainless Steel / Aluminium or Stainless Steel				
Material Exterior	White lacquered steel or Stainless Steel						
Dimensions (W x D) mm	780 x 1045	1390 x 876	600 x 731		815 x 731		622 x 731
Height mm	2025/2275	2025/2275	1980/2000		1980/2000		1980/2000
Volume	930 liters	1400 liters	425 liters		625 liters		425 liters
Net weight	165 kg	283 kg	112 kg		152 kg		112 kg
Insulation	60 mm polyurethane with HFC-free cyclopentane propellant						
Refrigerant	R290						
Energy (kWh/24h)	2.1	2.56	1.27	3.61	1.3	4.03	8.93
Sound Level	48.5dB(A)	47.5dB(A)	47.2dB(A)	46.3dB(A)	46.6dB(A)	48.4dB(A)	57.8dB(A)
Connection	230V, 50Hz						
Air System	Gram BioLine Ventilated Air Distribution System						
Defrost System	Automatic Smart Defrost with re-evaporation of defrost water						
Racks Options	Wire Shelves, Perforated Shelves, Drawers						

BIOCOMPACT II



This is a compact refrigerator or freezer cabinet for a wide range of biostorage purposes where the prime focus is on dependability.

The BioCompact II provides you with significantly better performance than any other cabinets in this segment for storing ordinary biomaterial under stable conditions. The small footprint of this design also makes it the perfect biostorage unit for use in confined spaces.

The BioCompact II combination models, are stacked cabinets consisting of one Refrigerator and one Freezer cabinet mounted together. The combination offers a very high degree of flexibility and versatility on the same small footprint.

- Access port
- Self-closing door with key lock
- Voltage-free contact
- Acoustic and visual door alarm
- E-sensor
- Acoustic and visual temperature alarms

Exterior: White lacquered steel or stainless steel finish

Interior: PS lining

Model	RR210	RF210	RR410	RF410	RR210/RF210	RR310/RF210
Temp Range	+2°C/+20°C	-25°C/-5°C	+2°C/+20°C	-25°C/-5°C	+2°C/+20°C and -25°C/-5°C	+2°C/+20°C and -25°C/-5°C
Control Unit	Gram Control Unit with Voltage Free Contact, acoustic and visual alarms, E-sensor					
Material Interior	PS Lining					
Material Exterior	White lacquered steel or Stainless Steel					
Dimensions (W x D x H) mm	595 x 640 x 801/1001		595 x 640 x 1776/1976		595 x 640 x 1602/1802	595 x 640 x 1991/2191
Volume	125 liters		346 liters		125 / 125 litres	218 / 125 litres
Net Weight (Unpacked)	46 Kg		78 Kg		92 kg	101 kg
Insulation	50mm polyurethane with HFC-free cyclopentane propellant					
Refrigerant	R600a					
Energy (kWh/24h)	0.61	1.53	0.59	2.06	2.07	1.98
Sound Level	36.5dB(A)	39.7db(A)	33.2dB(A)	36.6db(A)	39dB(A)	39.3dB(A)
Connection	230V, 50Hz					
Air System	Gram Bioline Ventilated Air Distribution System					
Defrost System	Automatic Smart Defrost with re-evaporation of defrost water					
Racks Options	Wire Shelves, Perforated Shelves, Drawers					

BIOBASIC



The BIOBASIC range offers cost-effective biostorage solutions for a host of applications. With temperature alarms, internal and external ATEX, no cold walls and a user friendly interface, the BIOBASIC range provides an exceptional selection of features in a very small package. With four sizes to choose from, the BIOBASIC range is well suited for use in confined spaces where performance, features and value are paramount.

- Access port
- Self-closing door with keylock
- Voltage-free contact
- Acoustic and visual temperature alarms
- Acoustic and visual door alarm
- Full ATEX compliance
 - Both internal and external
- RR 210/310/410 also available with glass door

Exterior: White lacquered steel

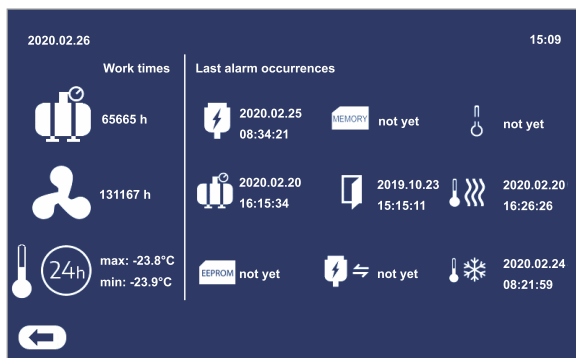
Interior: White/PS lining, Model 600 stainless steel

Model	RR210	RF210	RR310	RF310	RR410	RF410	RR600	RF600	
Temp Range	+2°C/+15°C	-25°C/-5°C	+2°C/+15°C	-25°C/-5°C	+2°C/+15°C	-25°C/-5°C	+2°C/+15°C	-25°C/-5°C	
Control Unit	BioBasic Control Unit with Voltage Free Contact, acoustic and visual alarms, E-sensor								
Material Interior	PS Lining						Stainless Steel		
Material Exterior	White lacquered steel								
Dimensions (W x D x H) mm	595 x 640 x 831		595 x 640 x 1220		595 x 640 x 1876		700 x 895 x 2125		
Volume	125 liters		218 liters		346 liters		610 liters		
Refrigerant	R600a						R290		
Energy Consumption (kWh/24h)	0.43	1.47	0.51	1.56	0.59	2.06	1.44	3.77	
Sound Level	33.3dB(A)	37.7dB(A)	34.1dB(A)	37.8dB(A)	33.2dB(A)	36.6dB(A)	44.4dB(A)	44.4dB(A)	
Connection	230V, 50Hz								
Air System	Forced Air Distribution System								
Defrost System	Automatic Smart Defrost with re-evaporation of defrost water								
Access Port				1					2
Plastic Coated Wire shelves	3		4		6		4		

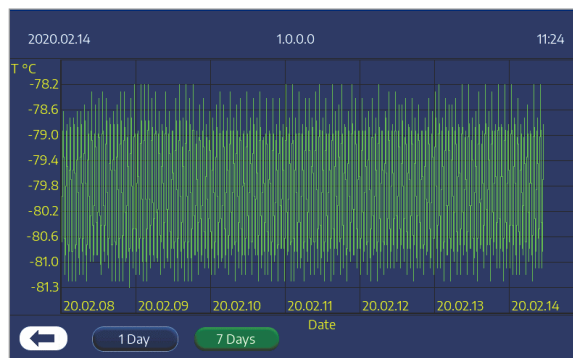
REFRIGERATORS AND FREEZERS



- Touch Screen Display



- Alarms for every malfunction



- Temperature Graph



PREMIUM BIOMEDICAL -30° C FREEZERS



The PREMIUM Biomedical freezers are designed and manufactured with the latest technology. The body of the freezers is built with thickness of 70mm to maximize the temperature stability in the freezers.

- Large colorful touch screen
- Integrated datalogger with minimum 15 years memory
- Integrated Test mode validation program
- Password protected display
- Multiple temperature graph on screen
- Upload & Download through USB
- Door key lock
- Self closing door
- Magnetic silicone gaskets
- Temperature mapping
- Auto defrost system
- Multiple alarms available

Model	BMF628	BMF1398
Capacity (liter)	628	1398
Temperature range	-30°C / -10°C	-30°C / -10°C
External dimension (W x D x H) mm	740 x 830 x 2035	1480 x 830 x 2035
Solid door	1	2

LAB +1° / +10° C REFRIGERATORS



The LAB Requirement Basic Lines +1° / +10° C is the perfect solution for cold storage in laboratories, universities, hospitals. This line meets the common requirement for basic storage without compromising on the performance

BASIC line Refrigerators are **also available with high-end dual glass door**. When there is a need for an **overview without opening the door**, this is the perfect solution for you. BASIC line is a perfect fit if you do not want to compromise the temperature stability.

- Door lock
- Open door alarm
- Self-closing door
- Solid or glass door
- Automatic defrost
- Air forced cooling
- Magnetic door gasket
- Monoblock refrigeration
- Low energy consumption
- Multiple alarms available

Model	LABREF100	LABREF100G	LABREF628	LABREF628G	LABREF1398	LABREF1398G
Capacity (liter)	100	100	628	628	1398	1398
Temperature range	+1°C / +10°C	+1°C / +10°C	+1°C / +10°C	+1°C / +10°C	+1°C / +10°C	+1°C / +10°C
External dimension (W x D x H) mm	650 x 620 x 860	650 x 620 x 860	740 x 830 x 2035	740 x 830 x 2035	1480 x 830 x 2035	1480 x 830 x 2035
Solid door	yes, 1 solid door	no	yes, 1 solid door	no	yes, 2 solid doors	no
Glass door	no	yes, 1 glass door	no	yes, 1 glass door	no	yes, 2 glass door



Freezer Collection



-86°C UPRIGHT FREEZERS



Supreme stability, reliability, user-friendliness and small dimensions make these freezers the perfect choice for use inside the lab.

Low power consumption, natural refrigerant, cyclopentane insulation combined with recyclable materials, makes these freezers environmentally friendly. All Nordic Lab freezers have a unique single stage compressor technology which has been proven for more than 20 years.

- Eco friendly, HCFC free Nature R Refrigerant.
- Easy installation, limited maintenance and low power consumption.
- Ideal for Testing Labs, Research Labs & Hospitals.
- Audible and visual alarms are integrated.
- 48 hours battery backup.
- Automatic door release.
- ISO 9001, 14001, 45001 certified.

MODEL	ULT U35	ULT U100	ULT U250
Temp Range	-86°C / -60°C		
Material Interior	Stainless Steel		
Material Exterior	Painted Steel	Galvanized, pre-coated Steel	
External Dimensions (W x D x H) mm	630 x 675 x 650	595 x 690 x 825	600 x 690 x 2055
Volume (Litres)	37	93	256
Refrigerant	Nature R		
Energy Consumption (kWh/24h)	3.2	6.7	10.3
Sound Level	46 db	57 db	64 db
Power Supply	230V, 50Hz		
Defrost System	Manual		
Access Port	Ø 20 mm	Ø 15 mm	
Shelves (Stainless Steel)	1	2	5
Compressor Type	Single Stage		Dual Cooling, Single Stage
Net Weight	59 kg	60 kg	140 kg

w.styler



TEST SIEVES & SHAKERS



RO-TAP® RX-29 AND RX-30 MODELS



The industry standard in test sieve shakers, the original W.S. Tyler Ro-Tap® has a unique two-dimensional operation: a horizontal, circular motion, and a vertical tapping motion. This special action allows material particles to stratify and “seek” critical openings in the test media. This unit provides the most accurate and consistent particle analysis testing and requires minimal maintenance. The RX-29 is designed for testing with 8-inch diameter test sieves. The RX-30 model is designed for testing with 12 in. diameter test sieves. Each unit is test run and serialized prior to shipment and features a 99-minute digital timer/clock with a tolerance of .1 seconds

Number of Sieves

Model	Full Height	Half Height
RX-29 (8 in. or 200 mm diameter)	6 sieves with full height pan	13 sieves with half height pan
RX-30 (12 in. or 300 mm diameter)	4 sieves with full height pan	8 sieves with half height pan
RX-30 (12 in. or 300 mm diameter)	6 sieves with half height pan	8 sieves with half height pan

Specifications

Oscillations per Minute	278 ± 10
Oscillations Displacement	1-1/8 in. x 7/16 in.
Taps per Minute	150 ± 10
Dimensions	28 in. wide x 21 in. deep x 25 in. high (71 cm x 54 cm x 64 cm)
Weight	180 lbs. (82 kg)
Testing Applications	RX-29: 2 in. through US #635 mesh (20 µm) RX-30: 4 in. through US #500 mesh (25 µm)

AIR JET SIEVES



8" DIAMETER TEST SIEVES



200MM DIAMETER TEST SIEVES



200MM DIAMETER AIR JET SIEVES



NEXOPART EML 200

Precision in an entirely new dimension





With state-of-the-art features and customizable options, EML Series Sieve Shakers can be perfectly tailored to satisfy your particular requirements enabling seamless analysis of materials, regardless of their shape, size, or composition.



The **EML 200 Pure** is the basic model and is very easy to operate and control. You can choose between two fixed amplitudes for coarse or fine materials. A defined interval also occurs every 10 seconds. Perfect for those who are looking for simple and straightforward results.

The **EML 200 Premium** is equipped with a user-friendly data interface that allows an easy selection of amplitudes. It is perfect for those users who have special requirements for accurate and repeatable sieve analysis.

The **EML 200 Premium Remote** is exceptionally suitable for wet sieve analyses. It not only offers all the features of the EML 200 Premium but is additionally equipped with a separate control unit and a cover with an integrated full cone nozzle.




-  Sample weights of up to 3 kg
-  Two hard-code adjustable amplitudes (model specific)
-  One predefined interval (*only EML 200 Pure*)
-  Wet and dry sieving (*only EML 200 Premium Remote*)

NEXOPART EML 315 & EML 450



The **EML 315** is available for wet or dry sieve analysis. You can use this machine for various sieves with diameters of up to 315 mm. The EML 315 for wet sieving differs from the dry sieving version. It is equipped with a cover, with an integrated wide spreading spray diffuser as well as further accessories for wet sieving. Both machine models feature a separate control unit.

The **EML 450** is the heavyweight of the EML series and offers options for wet or dry sieve analysis. With sample weights of up to 15 kg, it offers the largest analysis surface area and is ideal for test sieves with diameters of up to 450 mm. The EML 450 for wet sieving differs from the dry sieving version. It is equipped with a cover, with an integrated wide spreading spray diffuser as well as further accessories for wet sieving. Both machine models feature a separate control unit.

-  Sample weights of up to 6 kg (EML 315) & 15 kg (EML 450)
-  Adjustable amplitudes
-  Wet and dry sieving

NEXOPART UWL 400

The greatest dimension in precision



NEXOPART

simplicity for your lab

Sieving material weighing up to 20 kg? Wet or dry sieving? No problem for the NEXOPART UWL 400. It is NEXOPART's largest and most powerful 3D test sieve shaker to date and equipped with two three-phase unbalance motors, it is able to easily analyze large and heavy bulk materials.



NEXOPART TwinNut®

The TwinNut® quick-release clamping system is ideal particularly when sieving with frequently varying sieve tower heights. Simply open the TwinNut®, slide it to the desired position on the guide bars, and adapt the height without time-consuming, screwing and unscrewing.

The TwinNut® is available for the EML 200 Premium - UWL 400 models.



Sample weights of up to 20 kg



Wet and dry sieving



Two three-phase unbalance motors

NEXOPART e200 LS AIR JET SIEVING MACHINE

Solution for very fine powders



The NEXOPART e200 LS unfolds its full effectiveness exactly where fine powders often clog the test sieve, as they have an increased tendency to agglomerate and make sieve analysis more difficult. The e200 LS, in contrast, is perfectly suited for separating, fractioning and analyzing grain sizes of fine to very fine powders in various branches of industry such as mineral, chemical, pharmaceutical (by complying with 21 CFR Part 11), toner production, food and beverage, cement and construction materials sectors. Quiet, fast and efficient, it delivers accurate measurement results and a high level of reproducibility.



Sample weights of up to 30 g



Simple and fast to operate



Upgradeable at any time

COLD



CHILLERS

HOT



CIRCULATING BATHS



GENERAL PURPOSE WATER BATHS

Controllers

MX



- Heats to 135°C
- Stability: $\pm 0.07^\circ\text{C}$
- 1-speed Pump

Standard Digital (SD)



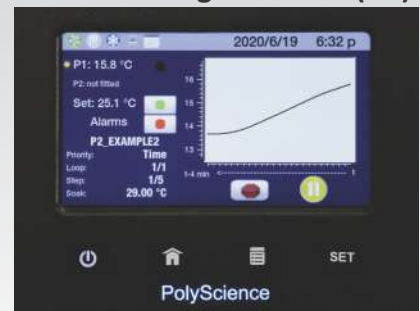
- Heats to 170°C
- Stability: $\pm 0.04^\circ\text{C}$
- 2-speed Pump

Advanced Digital (AD)



- Heats to 200°C
- Stability: $\pm 0.01^\circ\text{C}$
- Variable-speed Pump
- Full Connectivity

Advanced Programmable (AP)



- Heats to 200°C
- Stability $\pm 0.005^\circ\text{C}$
- Variable-speed Pump
- Full Connectivity
- Open Mode Time/
Temperature Ramping



CIRCULATING BATHS



ACHIEVE THE TEMPERATURE YOU WANT, WHEN YOU WANT IT.

PolyScience circulating baths are designed to work hard for your specific needs while making your job more efficient and ensuring the most precise temperature control.

- Reservoir sizes ranging from 6 to 75 liters
- Refrigerated and Heated, Heated and Open Bath models, and Immersion Circulators
- Four types of digital temperature controllers, from the essentials to fully programmable
- Intuitive setup and operation, featuring either multi-language help or screen prompts (depending on model)

Capacity	7 liter	7 liter	15 liter	15 liter	20 liter	28 liter	45 liter
Maximum Temperature	200 °C						135 °C
Minimum Temperature	-20 °C	-40 °C	-30 °C	-40 °C	-30 °C	-30 °C	-25 °C
Cooling Capacity @20 °C	200 W	360 W	915 W	1000 W	915 W	915 W	1400 W
Working Access (LxWxD) inch	6.2 x 5.6 x 5	6.2 x 5.6 x 5	8.4 x 10.9 x 5.5	8.4 x 10.9 x 5.5	9.9 x 12.5 x 5.5	12.4 x 14.1 x 5.5	21.6 x 15.7 x 5.5
Drain	•	•	•	•	•	•	•
Lid Dock™	•	•	•	•	•	•	
Advanced Programmable	AP07R-20	AP07R-40	AP15R-30	AP15R-40	AP20R-30	AP28R-30	AP45R-20
Advanced Digital	AD07R-20	AD07R-40	AD15R-30	AD15R-40	AD20R-30	AD28R-30	AD45R-20
Standard Digital	SD07R-20		SD15R-30		SD20R-30	SD28R-30	
MX	MX07R-20		MX15R-30		MX20R-30		

1 Maximum temperature is controller dependent

GENERAL PURPOSE WATER BATHS



PolyScience water baths utilize a full color TFT display. Clear hinged gable cover continues to be a standard feature on all the water baths and the intuitive plain-language user interface offers five selectable languages.

Research, communication and listening to customers' needs is what drives the innovation to make the range of PolyScience Water Baths stand out from the competition. These intelligent water baths are the perfect blend of control, convenience, safety and of course, budget.

- Programmable High Limit Value
- Eco Mode
- User-settable alarms: audible & visible
- Displays actual and set point temperature simultaneously
- 5 programmable pre-sets for frequently used temperatures
- Programmable timer
- Hinged gable cover
- Programmable Calibration / Temperature Offset

Capacity	20 liter	28 liter
Temperature Range	Ambient +5° to 100 °C	
Temperature Stability	±0.1 °C	
Temperature Uniformity	±0.2 °C	
Heater Wattage	1400	1400
Working Access (L x W x D) inch	9.5 x 17 x 6 in	9.5 x 17 x 8 in
Overall Dimensions (L x W x D) inch	22.5 x 17.5 x 12 in	22.5 x 17.5 x 14 in
Electrical Requirements (V/Hz/A)	240 / 50 / 6	240 / 50 / 6
Shipping Weight	28 lbs / 12.7 kg	
Part No.	240V WBE20A12E	WBE28A12E

DURACHILL CHILLERS



DuraChill[®] Portable Recirculating Chillers are the most effortless chiller on the market. With a wide range of new and exclusive features, DuraChill[®] Chillers promote ease of use, minimal maintenance and environmental safety. DuraChill[®] has been designed for future migration to low global warming potential natural refrigerants.

Applications

- Plasma Thawing
- Condenser Cooling
- CT Scanning
- Bioreactors
- MRI
- Dry Ice Replacement
- PET Scanners
- Tap Water Cooling Replacement
- Distillation
- Laser Cooling
- FT-IR
- ICP
- Injection Molding
- Electron Microscopes
- GC/MS
- Hydraulics Cooling
- Reaction Vessels
- Semi Conductor
- Welder Cooling

Model		CA02	CA03	CA05	CA10
Cooling Capacity @ 20°C	50 Hz	0.7 kW	1.28 kW	1.84 kW	2.65 kW
Cooling Capacity @ 10°C	50 Hz	0.5 kW	0.94 kW	1.29 kW	1.9 kW
Cooling Capacity @ 0°C	50 Hz	0.3 kW	0.49 kW	0.77 kW	1.0 kW
Fluid Temperature Range		-10 to 70°C			
Temperature Stability		±0.1 °C			
Displayable Temperature Units		°C or °F			
Displayable Pressure Units		PSI or kPa			
Pump Inlet and Outlet		1/2 inch female NPT			
Connectivity		RS-232. USB Serial Port Emulation. USB TMC, Dry Contact On/Off/Status			
Self-Changing Air Filter		Yes			
UV Biological Growth Inhibitor		Yes			
Optional Remote Temperature Probe		Remote monitoring / Remote control			
Ambient Air Temperature Tracking		Yes			
Pump Pressure Range (Turbine Pump)	50 Hz	20 to 75 psi / 138 to 621 kPa			
Pump Pressure Range (Positive Displacement Pump)	50 Hz	20 to 83 psi / 138 to 572 kPa		20 to 83 psi / 138 to 572 kPa	
Maximum Pump Flow Rate (Turbine Pump)	50 Hz	2.2 qpm / 8.3 lpm		2.9 qpm / 11 lpm	
Maximum Pump Flow Rate (Positive Displacement Pump)	50 Hz	2.0 qpm / 7.6 lpm		2.9 qpm / 11 lpm	
Power Requirements (with Turbine Pump)	50 Hz	240V, 50Hz, 8.9A	240V, 50Hz, 9.0A	240V, 50Hz, 9.2A	240V, 50Hz, 13.5A
Power Requirements (with Positive Displacement Pump)	50 Hz	240V, 50Hz, 8.2A	240V, 50Hz, 8.3A	240V, 50Hz, 8.5A	240V, 50Hz, 12.0A
Part Number (with Turbine Pump)	50 Hz	CA02A2T1-41AA1N	CA03A2T1-41AA1N	CA05A2T1-41AA1N	CA10A2T1-41AA1N
Part Number (with Positive Displacement Pump)	50 Hz	CA02A2P1-41AA1N	CA03A2P1-41AA1N	CA05A2P1-41AA1N	CA10A2P2-41AA1N

Note: Specifications are subject to change

DURACHILL® BENCHTOP CHILLERS



- Intuitive touchscreen display with 5 operating languages
- Continuous fluid level monitoring
- Variable fan speed technology
- UV light biological growth inhibitor
- Patented self-diagnostic system
- Fluid temperature range of -30 to 30°C
- Temperature stability of $\pm 0.1^\circ\text{C}$
- Displayable temperature units in $^\circ\text{C}$
- Displayable pressure units in kPa or PSI
- Easy-priming pump
- Environmentally friendly natural refrigerant option

The natural refrigerant option is better for the environment and also achieves a low temperature of -30°C , making DuraChill Benchtop the coldest in its class.

- Refrigeration stepper valves
Saving energy and providing more precision and efficiency to your cooling process, even at lower temperatures.
- Hot gas bypass
Adding an additional level of safety to each unit.
- Remote probe
Control a jacketed reactor or any other process that requiring a secondary temperature sensor with the easily-equipable optional remote probe.

Model		BA05 (R134a)	BA05 (R290)	BA06 (R134a)	BA06 (R290)
Operating Temperature Range		-10° to 30°C	-10° to 30°C	-20° to 30°C	-30° to 30°C
Cooling Capacity @ 20°C^1	50 Hz	400 W [†]	400 W [†]	1000 W [†]	1050 W [†]
Cooling Capacity @ 10°C^1	50 Hz	375 W [†]	350 W [†]	700 W [†]	875 W [†]
Cooling Capacity @ 0°C^1	50 Hz	350 W [†]	250 W [†]	450 W [†]	650 W [†]
Cooling Capacity @ -10°C^1	50 Hz	200 W [†]	150 W [†]	250 W [†]	500 W [†]
Reservoir Capacity		0.4 gal / 1.5 L			
Pump Inlet and Outlet		1/2 inch female NPT			
Connectivity		RS-232, USB-B, Dry Contact On/Off/Status, Remote Probe			
UV Biological Growth Inhibitor		Yes			
Optional Remote Temperature Probe		Remote monitoring / Remote control			
Ambient Air Temperature Tracking		Yes			
Maximum Sound Level (at 1m)		60 dBA			
Maximum Pump Pressure		16.5 psi / 114 kPa			
Maximum Pump Flow Rate		6.4 qpm / 24.6 lpm			
Power Requirements	50 Hz	240V, 50Hz, 2.4A	240V, 50Hz, 2.5A	240V, 50Hz, 2.5A	240V, 50Hz, 3.2A
Part Number	50 Hz	BA05A0G3-310A13E	BA05E0G3-310A13E	BA06A0G3-310A13E	BA06E0G3-310A13E
Unit Weight		24.3 kg			
Shipping Weight		35.5 kg			
Dimensions		16.9 x 9.1 x 18.4 inch			

1. Cooling capacity based on a 50%/50% mix of ethylene glycol and distilled water as coolant at ambient temperature of 20°C .
[†] For conversion of W to BTU/hr, multiply by 3.412

LABORATORY INSTRUMENTS



Water Baths
Freeze Dryers
Sieve Shakers
Lab Testing Instruments



CIRCULATING / REFRIGERATED WATER BATH



- Compact and space saving, table top models
- Microprocessor based PID controlled
- User-Friendly Operation
- External Circulation
- Dual display with 7 segment LED display
- R-134a / R-404a CFC free Refrigerant
- Robust cooling, Powerful pump
- Inner bath of SS and outer housing MS powder coated
- Can be used as chiller, circulator, water bath & refrigerated bath

Order Code	WB 2000	WB2100	WB 2000 V	WB 2100 V	WB 2200 V	WB 2300 V
Temperature Range	-10 °C to 100°C	-20 °C to 100 °C	-10 °C to 100 °C	-20 °C to 100 °C	-30 °C to 100 °C	-40 °C to 100 °C
Temperature Control	PID					
Temperature Stability	± 0.3°C					
Display Resolution	0.1°C					
Heater Capacity	1000 W			2000 watts		
Cooling Capacity @ 19°C	300 W			400 watts	800 watts	
Pump Flow Rate	12 liters / min					17 liters / min
Bath Opening [W X L X D] mm	110 X 110 X 150				200 X 130 X 150	
Dimensions [W X L X H] mm	440 X 430 X 475	445 X 240 X 640		320 X 470 X 625	460 X 510 X 785	

ORDERING INFORMATION

Order Code	Description
WB 2000	Circulating Waterbath, -10°C to 100°C, 5 Ltr. Horizontal
WB 2100	Circulating Waterbath, -20°C to 100°C, 5 Ltr. Horizontal
WB 2000 V	Circulating Waterbath, -10°C to 100°C, 5 Ltr. Vertical
WB 2100 V	Circulating Waterbath, -20°C to 100°C, 5 Ltr. Vertical
WB 2200 V	Circulating Waterbath, -30°C to 100°C, 9 Ltr. Vertical
WB 2300 V	Circulating Waterbath, -40°C to 100°C, 9 Ltr. Vertical

ULTRASONIC CLEANER




Sweep & Degassing Function

with Digital temperature controller

Advanced MOSFET technology aids in generating efficient sonication. The Ultrasonic cleaner with various operation modes like degassing, Cleaning, Sweep modes gives optimum uses of the Sonicator in its application.

- Powerful and reliable cleaning.
- Built-in micro processor controller with MOSFET based technology.
- Built-in digital thermometer and timer to set an optimum condition for cleaning.
- Easy to read operation status on digital display.
- With SS lead & basket
- Frequency 30 ±3 KHz

Standard Supply



Order Code	USC100	USC200	USC300	USC400	USC500
Volume Capacity	1.5 Ltr.	3 Ltr.	5.5 Ltr.	10 Ltr.	20 Ltr
Temperature Range	Fixed @ 45°C	RT to 70°C	RT to 70°C	RT to 70°C	RT to 70°C
Bath Dimension [L x W x H mm]	240 x 140 x 65	200 x 150 x 100	250 x 200 x 110	300 x 200 x 150	450 x 300 x 150
Basket Size [L x W x H mm]	210 x 110 x 40	180 x 130 x 60	230 x 180 x 60	280 x 180 x 100	400 x 250 x 100
Ultrasonic Power	50 Watts	100 Watts	150 Watts	300 Watts	500 Watts
Timer Range	0 - 15 min	0 - 60 min	0 - 60 min	0 - 60 min	0 - 99 min
Rated Supply	230 VAC	230 VAC	230 VAC	230 VAC	230 VAC

DATA LOGGER



ANM Data logger is a data acquisition system with its advanced features and 21CFR compliance Software used to record Temperature / Humidity / Pressure data and prepare the reports. These are used for qualification and calibration of instruments like Ovens, Incubators, Stability chambers etc.

- Datalogger's compatible with different brand instruments.
- Uses latest micro controller based technology for better accuracy.
- Easy on-site calibration by front panel membrane keypad.
- Field programmable channel scan time 1 to 59 sec., Logging Interval 1 to 9999 sec.
- Optional RS232 / RS485 Serial Port, Parallel Printer Port.

ORDERING INFORMATION

Order Code	Description
DLS-8	8 channel data logger
DLS-16	16 channel data logger

Specifications

Inputs	Range		Resolution Normal	Accuracy Full Scale
	Minimum	Maximum		
RTD PT-100 (3 WIRE)	-200°C	400°C	0.1	±0.25%
K - Type (Cr - AL)	-50°C	1300°C	1	±0.25%
4 to 20 mA / 0 to 20 mA	-999°C	9999°C	Programmable	±0.25%
Voltage (0 to 1 VDC / 0 to 10 VDC)	-999°C	9999°C	By User	±0.25%
Set Point	2 independent set points for each channel with common relay outputs			
Relay Output	4 common relay outputs, potential free contacts			
Memory	3000 reading storage capacity for DLS 16			
Fault Indication	Under range, over range indication for RTD and all Thermocouple I/Ps			

FREEZE DRYER

with
Vacuum Pump



Freeze dryer is widely used in medicine, pharma, biology research, chemical industry and food production, etc. Freeze drying process ensures easy long term preservation of materials/samples.

The vacuum freeze drying technology, which is also called sublimation drying, is a technical method that freezes the samples in advance, and then sublimates its moisture under vacuum state.

- Condenser, trays, drying shelf and pre-freezing shelf are made of stainless steel 304, anti-corrosion.
- Color LCD touch screen display.
- Condenser with uniform and good ice capture function.
- Transparent acrylic drying chamber.
- Vacuum pump with high pumping speed, to reach good final vacuum.
- CFC-free refrigerant, low noise, good efficiency.

Order Code	FD-50	FD-80	FD-50B	FD-80B
Condenser temperature	-50°C	-80°C	-50°C	-80°C
Tray Dimension	200mm dia x 4 layers	200mm dia x 4 layers	200mm dia x 4 layers with 8 ports manifold	200mm dia x 4 layers with 8 ports manifold
Freeze Drying Area	0.12m ²			
Condenser Capacity	3-5kg			
Vacuum degree	< 10 Pa			
Bulk Capacity	1.2L, 10mm thickness			
Voltage	220V, 50Hz			
Power	700W			
Dimension [L x W x H]	460 x 625 x (370 + 465) mm			

ORDERING INFORMATION

Order Code	Description
FD-50	Freeze dryer -50°C, 4 layers
FD-50B	Freeze dryer -50°C, 4 layers with 8 ports manifold
FD-80	Freeze dryer -80°C, 4 layers
FD-80B	Freeze dryer -80°C, 4 layers with 8 ports manifold

ACCESSORIES

FD-NV	Nitrogen Valve
FD-COM	Communication Interface

ELECTROMAGNETIC SIEVE SHAKER

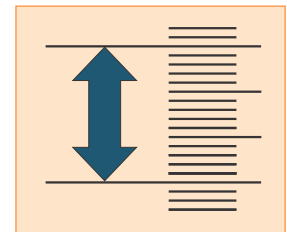


- 3 directional shifting motion
- Intermittent and Continuous motion
- Very low noise operation
- Wet Sieve attachment (Optional)
- Mesh is uniformly tensioned
- Maintenance free & low noise
- Globally comparable & reproducible results



Test Sieves

**Touch Screen
Controller with
Amplitude Program**



Amplitude (2.5 mm)

Order Code	SSA 200	SSA-200-A
Display	16 x 2 character alphanumeric LCD	7" Touch Screen High Resolution, Resistive
Intermittent operation	At interval Upto 0.5 seconds	
Capacity	Upto 8 Sieves of 50 mm height	
Shake time	Programmable from 1min to 99 min	
Power (Vibration) level	Programmable from 5 to 20	Programmable from 1 to 20
Max.Batch / Feed Capacity	3 Kg	
Noise level	Less than 61 dB without sieves at maximum amplitude Less than 71 dB without sieves and material at maximum amplitude	
Dimensions [L X W X H]	339 X 312 X 270mm	385 X 305 X 245mm
Weight	50 Kg Approx without sieves	35 Kg Approx without sieves
Power	220 / 230 V AC, 50 Hz, 600 Watts	
Standard Supply	Main Unit + Lid + Receiver + 2 Nos. of sieves (Mesh Size from 5.6 mm to 40 µm with compliance certificate, S - 200 XX user selectable)	Main Unit + Lid + Receiver + 8 Nos. of sieves
User Management	—	4 level password (1 admin, 9 users)
Data Storage	—	50 datas

TEST SIEVE

International Style



Certificate



Indian Style






Calibration certificate

- Sieves made from stainless steel (Mesh- SS 316 / Ring- SS 304) with laser marking of specification & serial number
- Specially designed sieves without crevasses and without Lead
- No soldering process involved
- Lead free, which makes it ideal for food grade products

International Test Sieves Comparison Table				200 mm/8 Inch Brass Frame Indian Style	200 mm/8 Inch SS Frame Indian Style	200 mm/8 Inch SS Frame International Style
Bss	ASTM	ISS	Mesh Size	non Certified	non Certified	With Certificate
3	3.35	5.6	5.6 mm	IBS 200-5.6 mm	ISS 200-5.6 mm	S 200-5.6 mm
		5	5 mm			S 200-5 mm
3.5	4	4.75	4.75 mm	IBS 200-4.75 mm	ISS 200-4.75 mm	S 200-4
		4.5	4.5 mm			S 200-4.5 mm
4	5	4	4 mm	IBS 200-4 mm	ISS 200-4 mm	S 200-5
		3.55	3.55 mm			S 200-3.55 mm
5	6	3.35	3.35 mm	IBS 200-3.35 mm	ISS 200-3.35 mm	S 200-6
		3.15	3.15 mm			S 200-3.15 mm
6	7	2.8	2.8 mm	IBS 200-2.8 mm	ISS 200-2.8 mm	S 200-7
		2.5	2.5 mm			S 200-2.5 mm
7	8	2.36	2.36 mm	IBS 200-2.36 mm	ISS 200-2.36 mm	S 200-8
		2.24	2.24mm			S 200-2.24mm
8	10	2	2 mm	IBS 200-2 mm	ISS 200-2 mm	S 200-10
		1.8	1.8 mm			S 200-1.8 mm
10	12	1.7	1.7 mm	IBS 200-1.7 mm	ISS 200-1.7 mm	S 200-12
		1.6	1.6 mm			S 200-1.6 mm
12	14	1.4	1.4 mm	IBS 200-1.4 mm	ISS 200-1.4 mm	S 200-14
		1.25	1.25 mm			S 200-1.25 mm
14	16	1.18	1.18 mm	IBS 200-1.18 mm	ISS 200-1.18 mm	S 200-16
		1.12	1.12 mm			S 200-1.12 mm
16	18	1	1 mm	IBS 200-1 mm	ISS 200-1 mm	S 200-18
		900	900 μ			S 200-900 μ
18	20	850	850 μ	IBS 200-850 μ	ISS 200-850 μ	S 200-20
		800	800 μ			S 200-800 μ
22	25	710	710 μ	IBS 200-710 μ	ISS 200-710 μ	S 200-25
		630	630 μ			S 200-630 μ
25	30	600	600 μ	IBS 200-600 μ	ISS 200-600 μ	S 200-30
		560	560 μ			S 200-560 μ

TEST SIEVE

International Test Sieves Comparison Table				200 mm/8 Inch Brass Frame Indian Style	200 mm/8 Inch SS Frame Indian Style	200 mm/8 Inch SS Frame International Style
Bss 	ASTM 	ISS 	Mesh Size	non Certified	non Certified	With Certificate
30	35	500	500 μ	IBS 200-500 μ	ISS 200-500 μ	S 200-35
		450	450 μ			S 200-450 μ
36	40	425	425 μ	IBS 200-425 μ	ISS 200-425 μ	S 200-40
		400	400 μ			S 200-400 μ
44	45	355	355 μ	IBS 200-355 μ	ISS 200-355 μ	S 200-45
		315	315 μ			S 200-315 μ
52	50	300	300 μ	IBS 200-300 μ	ISS 200-300 μ	S 200-50
		280	280 μ			S 200-280 μ
60	60	250	250 μ	IBS 200-250 μ	ISS 200-250 μ	S 200-60
		224	224 μ			S 200-224 μ
72	70	212	212 μ	IBS 200-212 μ	ISS 200-212 μ	S 200-70
		200	200 μ			S 200-200 μ
85	80	180	180 μ	IBS 200-180 μ	ISS 200-180 μ	S 200-80
		160	160 μ			S 200-160 μ
100	100	150	150 μ	IBS 200-150 μ	ISS 200-150 μ	S 200-100
		140	140 μ			S 200-140 μ
120	120	125	125 μ	IBS 200-125 μ	ISS 200-125 μ	S 200-120
		112	112 μ			S 200-112 μ
150	140	106	106 μ	IBS 200-106 μ	ISS 200-106 μ	S 200-140
		100	100 μ			S 200-100 μ
170	170	90	90 μ	IBS 200-90 μ	ISS 200-90 μ	S 200-170
		80	80 μ			S 200-80 μ
200	200	75	75 μ	IBS 200-75 μ	ISS 200-75 μ	S 200-200
		71	71 μ			S 200-71 μ
240	230	63	63 μ	IBS 200-63 μ	ISS 200-63 μ	S 200-230
		56	56 μ			S 200-56 μ
300	270	53	53 μ	IBS 200-53 μ	ISS 200-53 μ	S 200-270
		50	50 μ			S 200-50 μ
585	325	45	45 μ	IBS 200-45 μ	ISS 200-45 μ	S 200-325
		40	40 μ			S 200-40 μ
400	400	38	38 μ	IBS 200-38 μ	ISS 200-38 μ	S 200-400
		36	36 μ			S 200-36 μ
		32	32 μ			S 200-450
500	500	25	25 μ	IBS 200-25 μ	ISS 200-25 μ	S 200-500
600	600(635)	20	20 μ	IBS 200-20 μ	ISS 200-20 μ	S 200-600(635)

VACUUM OVEN



- Fitted with highly accurate controller that allows gentle drying of heat sensitive materials avoiding damage due to rapid temperature overshooting
- Dries faster than the conventional oven
- Separate vacuum release valve releasing vacuum by gentle turn of the knob
- Separate vacuum connection valve preventing oil spillage in the oven
- The interior of the chamber is made of stainless steel with one SS rack
- The door provided with silicon gasket & positive latch to maintain seal at all vacuum levels
- Door with glass window for viewing of the sample inside the chamber
- Heater mounted below the tray, ensures rapid and equal heating without any thermal loss
- Visual alarm for temperature deviations

Order Code	VO 100
Temperature Range	50°C to 200°C
Resolution	0.1 °C
Temperature Accuracy	± 2°C
Capacity Litres	30
Inner dimension [L x W x D]	300 x 300 x 275mm
External dimensions [L x W x D]	590 x 420 x 460mm
Shelves	1
Rated supply	230V, 50Hz, 15A

ORDERING INFORMATION	
Order Code	Description
VO 100	Vacuum Oven, 30 Ltr.
VP-1	Vacuum Pump

VACUUM PUMP



- Oil free, portable, Diaphragm type vacuum pump
- Made from special grade aluminum: light weight and good strength
- Built in micro suction filter with 2-play nylon reinforced neoprene rubber diaphragm
- Special sealed bearing to eliminate lubrication
- Moisture trap & pressure regulator with pressure gauge
- Built-in thermal protection device to shut off the pump automatically when overheated and then restart it when the temperature cools down
- Vibration-proof assembly makes pump run at the lowest noise level among all other equivalent pumps

HOT PLATE MAGNETIC STIRRER



- Robust top made of nano-crystalline glass ceramic for resistance against temperature shocks and liquid splash
- Elevated control panel for protection against leaking liquids
- Display for easy value setting, all set values readily visible without toggle. No shared display
- 3 heating modes for rapid, gradual & accurate heating
- Pulse mode for vigorous mixing of liquids
- Constant speed across diverse loads and viscosity
- Compatible with PT- 1000 Temperature Probe for accurate measurement of media temperature (available as an optional accessory)
- Powerful BLDC motor for constant speed delivery under varying load conditions

Order Code	MS 101	MS 303
Speed Range	200 - 2200 in steps of 10 RPM	
Dimensions (L x W x H)	156 X 248 X 155 mm	330 X 225 X 113 mm
Stirring Quantity in Ltr (Max)	10	20
Heating Temp. Range (°C)	Ambient to 320°C	Ambient to 550°C
Set-up Plate Feature	Ceramic Coated SS	Ceramic Plate
Set-up Plate Dimensions	140 mm dia (Round)	180 X 180 mm
RS 232 interface	N.A	Yes
Weight	1.4 kg	4.9 kgs
Temp. Accuracy		±1°C
IP Rating		IP 21
Safety Temp. Circuit		Yes
Slip Detection		Yes

OVERHEAD STIRRER



- Brushless DC motor for quiet operation and maintenance free long operation
- Microprocessor controlled for consistent accuracy with viscous and non-viscous liquids
- Reversible mixing motion - CW/CCW
- Large digital display for all the parameters at one glance
- Uninterrupted operation through Smart control
- Safety cut-off for overload, over current & over temperature
- Counter reaction to speed change
- Push through shaft for viscous liquid or smaller vessels

Order Code	OHS 200
Capacity [H ₂ O]	25 ltr.
Speed Range	50-2000 RPM
Torque	20 Ncm
Viscosity	10000 mPas
Timer	1 min to 99 hr 59 mins & infinite mode
Dimensions [L X W X H]	79 X 221 X 179 mm
Protection Class	IP 54
Weight	1.8 kg




VORTEX MIXER (VM 101)



Vortex Mixer assures the highest performance in terms of speed, reliability, precision and safety. It has a variable speed with digital control that allows low RPM start-up for gentle shaking and high speed mixing of vigorous vortexing samples.

- Continuous and touch operations
- Brushless DC motor for maintenance free long life.
- Steady and safe operation
- Variable timer from 1 min to 999 min for continuous operation
- Can be used in hoods & cold rooms
- Specially designed vacuum suction feet hold to the surface and prevent the unit from moving
- Aluminum cast base

Description	Specifications
Orbital diameter [mm]	4
Motor type	Brushless DC motor
Speed range [RPM]	300-4200
Display	Digital RPM / Time
Run type	Continuous / Touch
Dimensions (mm)	205 x 136 x 139 (W x D x H)
Protection class acc. to DIN 60529	IP21
Supply Voltage / Adapter details	110-240VAC input to adapter, 24V DC , 1.5 A output
Power	20 W
Weight	3 Kg



UNIVERSAL STATISTIC PRINTER



The balance printer USP -100 has a streamlined appearance, completely meets the quality requirements of the chemical and pharmaceutical industry and GLP/GMP standard certification.

- Various modes of operation for different applications: Direct Mode, Interval Printing, Statistical (Sum, Mean etc.), Formulation, Pipette Calibration, Comparator Mode
- Prints Time and Date information when hooked to a balance without clock function.
- Password Protection for Date / Time Setting.
- Plug and Play Interfacing.
- Enhanced Support for ISO/GLP.
- User Defined Header & Footer.

Specifications	
Display	Alpha Numeric LED Display
Printing	<ul style="list-style-type: none"> • Method : Impact dot matrix • Speed : 2.7 lines/sec. (approx.) • Printer mechanism durability : 1.5 million lines • Character size : 1.7mm (W) x 2.6mm (H) ASCII • Inking : Ink ribbon • Print format : 24 digits / line (5 x 7 dot matrix) • Paper : Normal paper 57.5mm width
Interface	Compatible with all types of Weighing balances having RS232 & DB9 interfacing facility
Power Supply	12 V DC /1.5 A
Dimension [L x W x H]	188.5 x116 x 87mm

ABEL FLASH POINT APPARATUS



- Conforms to IP-33 & IP-170 & IS1448 (P-20) standards
- Outer body made of heavy gauge mild steel, painted with powder coated paint
- Digital temperature controller cum indicator & PT-100 sensor
- Electrically heated model with metallic heating plate with gas jet/oil test jet and manual stirrer

Order Code	AFP - D
Supply	230V AC, Single Phase, 50 Hz
Standard Package Contains	<ul style="list-style-type: none"> • Thermometer IP-74C - 1 No • Thermometer IP-75C - 1 No • Energy Regulator • Test Cup made of Brass • Water Bath (Heating Vessel) Made of copper • Manual Stirrer • Oil test Jet OR Gas test jet with control valve and silicon tubing

PENSKY MARTENS CLOSED CUP FLASH POINT APPARATUS



- Conforms to ASTM D-93, IP-34 & IS1448 standards
- Outer body made of heavy gauge mild steel, painted with powder coated paint
- Digital temperature controller cum indicator & PT-100 sensor
- Electrically heated model

Order Code	PMCC - D
Supply	230V AC, Single Phase, 50 Hz
Standard Package Contains	<ul style="list-style-type: none"> • Thermometer IP-15C/ASTM-9C - 1 No • Thermometer IP-16C/ASTM-10C - 1 No • Test Cup & Cup Cover • Pilot Flame • Motorized Stirrer • Heating Unit • Oil test jet OR Gas test jet with control valve, 'Y' connection, silicon tubing & rubber tubing

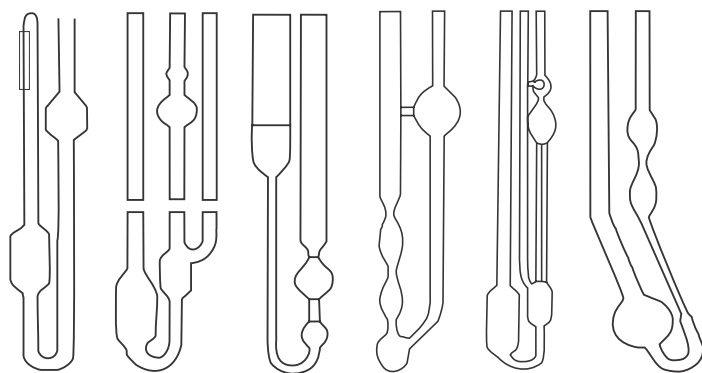
CLEVELAND OPEN CUP FLASH POINT APPARATUS - DIGITAL



- Conforms to ASTM D-92, IP-36 & IS1448 (P-69) standards
- Electrically heated model with metallic heating plate
- Manually controlled flame
- Outer body made of heavy gauge MS powder coated
- Digital temperature controller cum indicator & PT-100 sensor

Order Code	COC - D
Supply	230V AC, Single Phase, 50 Hz
Standard Package Contains	<ul style="list-style-type: none"> • Thermometer IP-28C - 1 No • Open Cup with handle • Clamp for thermometer • Oil test jet OR Gas test jet with control valve and silicon tubing

'U' TUBE VISCOMETER



UTDF SL UTRF CFRF UBBEL CFDF

- Conforms to ASTM D-445 & 446.
- 'U' Tube Reverse Flow / Cannon Fenske Reverse Flow Viscometers for opaque liquid.
- 'U' Tube Direct Flow / Cannon Fenske Direct Flow Viscometers for transparent liquid.
- Suspended Level / Ubbelohde Viscometers for transparent liquid.
- Supplied with test certificate of constant @40°C or @40°C & 100°C.

UTDF - 'U' Tube Direct Flow CFRF - Cannon Fenske Reverse Flow UTRF - 'U' Tube Reverse Flow
 SL - Suspended Level CFDF - Cannon Fenske Direct Flow UBBEL - Ubbelohde Viscometer

ORDERING INFORMATION

Order Code	Description
UBBELOHDE VISCOMETER for transparent liquids	
UBBEL-1	Size number 1 - Viscosity range from 2 to 10 cSt
UBBEL-1C	Size number 1C - Viscosity range from 6 to 30 cSt
UBBEL-1B	Size number 1B - Viscosity range from 10 to 50 cSt
UBBEL-2	Size number 2 - Viscosity range from 20 to 100 cSt
CANNON-FENSKE ROUTINE VISCOMETER DIRECT FLOW TYPE for transparent liquids	
CFDF-75	Size number 75 - Viscosity range from 1.6 to 8 cSt
CFDF-100	Size number 100 - Viscosity range from 3 to 15 cSt
CFDF-150	Size number 150 - Viscosity range from 7 to 35 cSt
CFDF-200	Size number 200 - Viscosity range from 20 to 100 cSt
CFDF-300	Size number 300 - Viscosity range from 50 to 200 cSt
CFDF-350	Size number 350 - Viscosity range from 100 to 500 cSt
CFDF-400	Size number 400 - Viscosity range from 200 to 1200 cSt
CANNON-FENSKE VISCOMETER REVERSE FLOW TYPE for opaque liquids	
CFRF-75	Size number 75 - Viscosity range from 1.6 to 8 cSt
CFRF-100	Size number 100 - Viscosity range from 3 to 15 cSt
CFRF-150	Size number 150 - Viscosity range from 7 to 35 cSt
CFRF-200	Size number 200 - Viscosity range from 20 to 100 cSt
CFRF-300	Size number 300 - Viscosity range from 50 to 200 cSt
CFRF-350	Size number 350 - Viscosity range from 100 to 500 cSt
BS/IP U RF VISCOMETER for opaque liquids	
UTRF-1	Size number 1 - Viscosity range from 0.6 to 3 cSt
UTRF-2	Size number 2 - Viscosity range from 2 to 10 cSt
UTRF-3	Size number 3 - Viscosity range from 6 to 30 cSt
UTRF-4	Size number 4 - Viscosity range from 20 to 100 cSt
UTRF-5	Size number 5 - Viscosity range from 60 to 300 cSt
BS/IP SL VISCOMETER for transparent liquids	
SL-1	Viscosity range 3.5 to 10 cSt
SL-1A	Viscosity range 6 to 30 cSt
SL-2	Viscosity range 20 to 100 cSt
SL-2A	Viscosity range 60 to 500 cSt
BS/IP U DF VISCOMETER for transparent liquids	
UTDF-A	Viscosity range 1 to 5 cSt
UTDF-B	Viscosity range 2 to 15 cSt
UTDF-C	Viscosity range 6 to 45 cSt
UTDF-D	Viscosity range 20 to 120 cSt
UTDF-E	Viscosity range 60 to 500 cSt

KINEMATIC VISCOSITY BATH



ANM Kinematic Viscosity baths are used in determination of viscosity of fluids. These units conform to specifications and methods as per **ASTM D-445/446 and IP -71 standards**. The apparatus are supplied with standard accessories used in the method.

- Double walled constructions, outer body made of heavy gauge mild steel, painted with powder coated paint, inside made of stainless steel.
- Glass wool insulation to prevent heat loss.
- Leak proof argon arc welded & fine finished joints.
- Toughened glass windows with In-built light arrangement.
- A stirrer for turbulence free agitation & uniform temp. throughout the bath.
- Digital temperature controller cum indicator and PT-100 sensor.

Description	
Temperature Range	Ambient +5°C to 120°C
Display Resolution	0.1°C (0.01°C up to 99.99°C and above 100°C will be 0.1°C in KVB-04-P Model.)
Accuracy	± 0.05°C
Heater wattage	1.5 KW
Supply	230V AC, Single Phase
Standard Package Contains	<ul style="list-style-type: none"> • Thermometer IP-32C / IP-66C / IP-92C (Any One) - 1 No • Viscometer Holder made of Bakelite • Digital Stop Watch -1No.

H₂O STABILIZER



- Stops/minimizes the biological breeding of bacteria, algae, fungus in instrument where water is stored
- Water changing duration is minimized
- Heat-transfer efficiency is maintained
- The transparency/cleanliness of water is maintained
- All contact parts are protected against corrosion
- Safe to use
- Biodegradable
- Non irritating to skin at recommended concentrations
- It can also be used as a general purpose fluid for routine Laboratory applications

FOAMLESS DETERGENT & NEUTRALIZER FOR LAB GLASSWARE WASHER/DRYER



- Glassware Washing Machines require foamless surfactant free detergent for trouble free operation.
- Detergent & Neutralizer are available in pack size of 10 liters along with Certificate of Analysis (COA).

ORDERING INFORMATION

Order Code	Description
FLD	Foamless Detergent for Glassware Washer, 10 Ltr.
FLN	Neutralizer for Glassware Washer, 10 Ltr.

LEAK TEST APPARATUS (LTA 201-N)



Leak Test Apparatus is designed with utmost precision using top notch quality material and advanced equipment. It comprises of a polycarbonate desiccator housing to sustain the vacuum for long time. It finds wide applications in numerous industries such as food, pharmaceuticals, chemicals etc. This apparatus is also used to test the quality of packing process in strips, blisters and sachets containing tablets, granulates and liquids

- 5" resistive high quality touch screen
- 50 tests and 50 methods with Date and Time
- SS 304 enclosure
- Selectable Pressure Unit
- Interfaces : LAN, RS-232, External 80/40 Column Printer
- Self-Test with Error diagnosis for Valves, Pumps and Sensor
- Password protection

Order Code	LTA 201
Vacuum Range	50-600 mmHg
Accuracy	Better than +/- 10 mmHg
Hold Time	Upto 60 min
Desiccator	8" or 10" or 12" (Optional)
Display	5" Touch screen
Real Time Clock	Yes
Dimension (WxDxH) mm	360 X 260 X 170
Weight	12 Kg
Power Supply	230 V, 50 Hz, 1 Phase

TABLET HARDNESS TESTER – PORTABLE



This handheld, easy to operate and compact instrument with very high accuracy for the tablet hardness testing gives direct test results on the digital display with audio and visual alarms.

- High levels of accuracy with peak force measurements.
- Easy to operate and handy to carry.
- Force gauge displays the test direction.
- Allows for real time data transfer.
- Can store 10 test values and calculate the average of the stored test value automatically.
- Zero point adjustment for calibration.

Description	THT 101
Display	LCD with backlit display
Keypad	User Friendly 9 Keys operations
Hardness Range	5-500N
Hardness Accuracy	±0.05% FS
Measurable Units	N (Newton), KGF (KiloGram Force) and LBF (Low Bound Force)
Interface Ports	RS232
Battery	1200 mAh, 8.4V, Ni-MH rechargeable battery
Acrylic Safety Glass Cover	Yes
Tablet Size	2mm to 28mm
Dimensions [L x B x H] mm	355 x 60 x 105
Electrical Power / Adapter	230V 50 Hz to DC 12V, 300mA

BWS WATERPROOF PLATFORM SCALES



- IP65 Water Proof Rating
- OIML approval from Delta (approval no.DK0199.165)
- Stainless steel housing and load cell
- Applications: - Check weighing - Accumulation - Animal weighing - Peak hold
- 52mm LCD, Display with white backlight
- Capacities : 30kg ~ 300kg
- Max. Divisions : 3,000e; 15,000d
- Keyboard : 7keys (Mechanical switch)
- Housing : SST
- Power : Input - AC 100~240V, 50/60HZ
Output - DC 12V/500mA
6V/4Ah rechargeable battery as standard
- Optional RS-232 interface to connect to computer or printer
- Optional analog output (4V~20mA/0~10V)
- Optional bluetooth
- Optional initial-verification

Order No.	Capacity	Readability	Class	Approx Weight	Pan size
BWS-4050-60K	60 kg	5 g	II	21 kg	400 x 500 mm
BWS-4050-150K	150 kg	10 g	II	21 kg	400 x 500 mm
BWS-6050-60K	60 kg	5 g	II	27 kg	650 x 500 mm
BWS-6550-150K	150 kg	10 g	II	27 kg	650 x 500 mm
BWS-6550-300K	300 kg	20 g	II	27 kg	650 x 500 mm

BW SERIES PLATFORM SCALES



- 52mm LCD Display with white LED backlight
- Capacities : 30kg~600kg
- Max. Divisions : 3,000e; 15,000d
- Housing : ABS plastic indicator
- Keyboard : 7keys (Mechanical switch)
- Power : Input - AC 100~240V, 50/60HZ
Output - DC 12V/500mA
6V/4Ah rechargeable battery (Not Included)
- Application : - Check weighing - Accumulation - Animal scale - Keyboard lock
- Aluminum Diecast Platform & MS Platform Options
- Battery provides up to 70 hours of continuous use (without backlight)
- Optional RS-232 interface
- Optional analog output (0-10V/4-20mA)
- Optional setpoint output (HI/OK/LOW/BEEP)
- Optional bluetooth
- OIML approval from DELTA (Approval No.DK0199.411)

Order No.	Capacity	Readability	Class	Approx Weight	Pan size
BWS-60KS	60 kg	5 g	II	16.4 kg	350 x 450 mm
BWS-150KS	150 kg	10 g	II	16.4 kg	350 x 450 mm
BWS-60KM	60 kg	5 g	II	18.3 kg	420 x 520 mm
BWS-150KM	150 kg	10 g	II	18.3 kg	420 x 520 mm
BWS-300KM	300 kg	20 g	II	18.3 kg	420 x 520 mm
BWS-300KL	300 kg	20 g	II	65.4 kg	600 x 800 mm

Q7 SERIES BENCHTOP SCALES



T-Touch



- Touchscreen : 7" TFT Colour Display
- TOS I Embedded Operating System(454MHz)
- PLU Product Management
- Sleep function
- 128mb RAM, 256mb Flash memory
- Detailed Weighing Records
- Visible print format
- Capacities : 6kg ~ 30kg
- Max. Divisions : 3,000e; 2 x 3,000e; 30,000d
- Pan size : 230 x 300mm
- 2 x USB high speed; 1 x RS-232 Interface
- OIML approval from Delta (approval no. DK0199.589)
- Housing : ABS plastic
- Keyboard : 5keys (Mechanical switch)
- Power : Input - AC 100 ~ 240V, 50/60HZ
Output - DC 12V/2500mA
6V/4Ah rechargeable battery (Not Included)

Order No.	Capacity	Readability	Class	Approx Weight	Pan size
Q7-20-6K-M	6 kg	2 g	III	5.1 kg	230 x 300 mm
Q7-20-15K-M	15 kg	5 g	III	5.1 kg	230 x 300 mm
Q7-20-6K-MR	3/6 kg	1/2 g	III	5.1 kg	230 x 300 mm
Q7-20-15K-MR	6/15 kg	2/5 g	III	5.1 kg	230 x 300 mm

S29 SERIES WATERPROOF SCALES



- IP65 Water Proof Rating
- Weighing units conversion
- With hand breathable knob design
- OIML approval from Delta (approval no.DK0199.255)
- Battery provides up to 70 hours of continuous use(without backlight)
- Optional 20mm rear display
- 25mm LCD, Display with white backlight
- Capacities : 3kg ~ 25kg
- Max. Divisions : 3,000e; 2 x 3,000e; 6,000d
- Platform size : 230 x 190mm
- Housing : SST
- Keyboard : 3keys (Mechanical switch)
- Power : Input - AC 100 ~ 240V, 50/60HZ
Output - DC 12V/500mA
6V/4Ah rechargeable battery as standard

Order No.	Capacity	Readability	Class	Approx Weight	Pan size
S29-3K-M	3 kg	1 g	III	4.2 kg	230 x 190 mm
S29-6K-M	6 kg	2 g	III	4.2 kg	230 x 190 mm
S29-15K-M	15 kg	5 g	III	4.2 kg	230 x 190 mm
S29-25K-M	25 kg	10 g	III	4.2 kg	230 x 190 mm
S29-6K-MR	6 kg	1 g / 2 g	III	4.2 kg	230 x 190 mm
S29-15K-MR	15 kg	2 g / 5 g	III	4.2 kg	230 x 190 mm
S29-25K-MR	25 kg	5 g / 10 g	III	4.2 kg	230 x 190 mm

CHROMATOGRAPHY CONSUMABLES



D2 LAMP

- OEM equivalent lamps.
- Same bare lamps used.
- Guarantee and warranties match those offered by OEM.



1100, 1200, 1260, 1290

Cyberlab Part Number	Description
D2-AGI-VWD	D2 Lamp for Agilent 1100/1200 VWD/UVD equivalent to G1314-60100/G1314-60101
D2-AGI-DAD	D2 Lamp for Agilent 1100/1200 DAD/PDA equivalent to P/N 5181-1530/2140-0813/2140-0820
D2-AGI-1260	D2 Lamp for Agilent 1260/1290 equivalent to 5190-0917

Waters™

2996, 2487 Alliance

Cyberlab Part Number	Description
D2-WAT-2487	D2 Lamp for Waters Alliance 2487 UV/VWD equivalent to P/N WAS081142
D2-WAT-2996	D2 Lamp for Waters Alliance 2996 PDA/DAD equivalent to P/N WAT052586/WAT057760
D2-WAT-UPLC	D2 Lamp for Waters ACQUITY UPLC 2489/2998 equivalent to P/N 20100018

SHIMADZU

SPD10A, AVP, AVVP, M10AVP, 2010

Cyberlab Part Number	Description
D2-SHI-2010	D2 Lamp for Shimadzu HPLC LC-2010 equivalent to P/N 228-37401-00
D2-SHI-SPD	D2 Lamp for Shimadzu SPD10A/10AVP equivalent to P/N 228-34016-02
D2-SHI-UVAA	D2 Lamp for Shimadzu AA/UV Spectrophotometers equivalent to P/N 062-65055-05

SHIMADZU

Prominence i

Cyberlab Part Number	Description
D2-SHI-NEXPROD	D2 Lamp for Shimadzu NEXERA (LC 2040/2040C) & Prominence i (LC2030/2030C) equivalent to P/N 228-55626-01

EPA / TOC VIAL KIT (CERTIFIED & PRE-ASSEMBLED)



- Suitable for water or soil samples.
- Ultra-low bleed septa are suitable for all environmental sample analysis.
- Ideal for EPA method 5035.
- 40 ml Clear glass screw Neck Vials

Part No.	Description
KT-40-0402	40ml Clear Glass Screw Neck Vial with PP Screw Cap White Center Silicon natural / PTFE Beige BONDED Septa with Dust Protection Lid
SCSPC-24-0842	PP White colour top screw cap with Silicon natural / PTFE Beige BONDED septa with Dust Protection Lid

8MM SCREW TOP VIAL, CAP & SEPTA



Part No.	Description
	8mm Screw Top Vials, Cap and Septa
ST-08-4427	1.5 ml Clear Glass Screw Top Vials, w/o write on
ST-08-4428	1.5 ml Clear Glass Screw Top Vials, with write on
ST-08-4429	1.5 ml Amber Glass Screw Top Vials, w/o write on
ST-08-4430	1.5 ml Amber Glass Screw Top Vials, with write on
SCSP-08-4437	PP Black Colour Screw Cap, with Red PTFE/ White Silicon BONDED septa

11MM SNAP TOP VIAL, CAP & SEPTA



Part No.	Description
	11mm Crimp Top Vials, Cap and Septa
ST-11-1232	1.5ml Clear Glass Snap Top Vials, w/o write-on
ST-11-1232W	1.5ml Clear Glass Snap Top Vials, with write-on
ST-11-1232A	1.5ml Amber Glass Snap Top Vials, w/o write-on
ST-11-1232WA	1.5ml Amber Glass Snap Top Vials, with write-on
SCSP-11-4500	11mm Clear Snap Cap with Red PTFE /White Silicon Septa
SCSP-11-2074	11mm Clear Snap Cap with Red PTFE /White Silicon with Slit Septa
SCSP-1B-4500	11mm Blue Snap Cap with Red PTFE /White Silicon Septa
SCSP-1B-2074	11mm Blue Snap Cap with Red PTFE /White Silicon with Slit Septa

11MM CRIMP TOP VIAL, CAP & SEPTA



Part No.	Description
	11mm Crimp Top Vials, Cap and Septa
CT-11-4491	1.5ml Clear Glass Crimp Top Vials, w/o write-on
CT-11-4492	1.5ml Clear Glass Crimp Top Vials, with write-on
CT-11-4493	1.5ml Amber Glass Crimp Top Vials, w/o write-on
CT-11-4494	1.5ml Amber Glass Crimp Top Vials, with write-on
CC-11-4500	11mm Silver Aluminium Crimp Caps with Centre hole, with Red PTFE /White Silicon Septa
CC-11-4498	11mm Silver Aluminium Crimp Caps with Centre hole, with PTFE / Red Silicon Septa

13MM SCREW TOP VIAL, CAP & SEPTA



Part No.	Description
	13mm Screw Top Vials, Cap and Septa
ST-13-0222	4ml Clear Glass Screw Top Vials, w/o write-on
ST-13-1335	4ml Clear Glass Screw Top Vials, with write-on
ST-13-0280	4ml Amber Glass Screw Top Vials, w/o write-on
ST-13-1336	4ml Amber Glass Screw Top Vials, with write-on
SCSP-13-4437	PP Black Colour Open Top Screw Cap, 8.5mm hole with Red PTFE / White Silicone BONDED septa

1ML SHELL VIAL



Part No.	Description
	1ml Shell Vial
SV-01-0513	1ml Clear Glass Shell Vial with PE Plug Cap
SV-PP-2194	1ml PP Shell Vial with PE Plug Cap

9MM SCREW TOP VIAL, CAP, SEPTA & INSERT



Part No.	Description
9mm Screw Top Vial	
ST-09-2068	1.5 ml Clear Glass Screw Top Vials, with write on
ST-09-2069	1.5 ml Amber Glass Screw Top Vials, w/o write on
ST-09-2070	1.5 ml Amber Glass Screw Top Vials, with write on
ST-09-2068-33	1.5ml Clear Glass Screw Top Vials, with write-on 33 Expansion
ST-09-0932	0.3 ml (300 µl) PP Micro Vial
ST-PP-1205	1.5ml PP Screw Top Vials
9mm Cap, Septa and Insert	
SCSPB-09-0730	PP Blue Colour Open Top Screw Cap, 6mm hole with Red PTFE/ White Silicon BONDED septa for 9-425 vials
SCSPB-09-2074	PP Blue Colour Open Top Screw Cap, 6mm hole with Red PTFE / White Silicon SLIT BONDED septa for 9-425 vials
SCSPB-09-1534	PP Blue Colour Open Top Screw Cap, 6mm hole with White PTFE / Beige Silicon SLIT BONDED septa for 9-425 vials
SCSP-09-0730	PP Blue Colour Open Top Screw Cap, 6mm hole with Red PTFE / White silicon septa for 9-425 vials
SCSP-09-2074	PP Blue Colour Open Top Screw Cap, 6mm hole with Red PTFE / White Silicon with SLIT septa for 9-425 vials
SCSPB-09-4499	9mm, PP Blue Screw Cap ,6mm Center hole with Red silicon / clear PTFE BONDED Septa NEW
SCSPB-09-4498	9mm, PP Blue Screw Cap, 6mm Center hole with Red silicon / clear PTFE SLIT BONDED Septa NEW
MI-09-0865	(100µl) 0.1ml 31 x 6 mm with assembled plastic spring
MI-09-0866	(200µl) 0.2ml 31 x 6 mm flat boom

9MM LC CLEAN BONDED



- Color free, Bonded ultra clean septa.
- Suitable for critical samples.
- For all LC, HPLC and LCMS analysis.

Part No.	Description
SCSPB-09-2000	PP Blue Screw Cap with Clear LC Clean BONDED Septa
SCSPB-09-2001	PP Grey Screw Cap with Clear LC Clean SLIT BONDED Septa.

9MM ULTRA MASS SPEC CERTIFIED (UM4)



- Extreme low-bleed.
- Conditioned to level 4 standard.
- Cleanest in the industry.
- Pharmaceutical grade.

Part No.	Description
SCSPB-UM-0730	UM4, PP Blue Colour Open Top Screw Cap, 6mm hole with White PTFE /Purple Silicon BONDED septa
SCSPB-UM-2074	UM4,PP Blue Colour Open Top Screw Cap, 6mm hole with White PTFE /Purple Silicon SLIT BONDED septa

9MM, Y PRE-SLIT SEPTA



- Prevent sample evaporation until the septum is pierced.
- The Y shape of the pre-cut allows a larger area for the needles to penetrate

Part No.	Description
SCSP-9Y-2074	PP Blue Colour Open Top Screw Cap, 6mm hole with Red PTFE / White Silicon with Y Silicon SLIT , PTFE not slit septa

9MM MAGNETIC SCREW CAP



- Designed for instruments using a magnetic sample transport system.
- For liquid injection technique (Temp. upto 130°C).
- Truly Bonded Septa.
- Secure grip to autosampler magnets.

Part No.	Description
MCSPB-09-0730	Blue Polymag Cap with Bonded Red PTFE/White Silicon BONDED Septa
MCSPB-09-2074	Blue Polymag Cap with Bonded Red PTFE/White Silicon SLIT BONDED Septa

HEADSPACE VIAL, CAP & SEPTA



Part No.	Description
	20ml Headspace Vials
PE-0C-0297	20ml Clear Glass Flat Bottom Vial for PE
PE-0C-0297 (R)	20ml Clear Glass Round Bottom Vial for PE
UN-RB-0873	20ml Clear Glass Round Bottom Vial
UN-FB-0796	20ml Clear Glass Flat Bottom Vial
	10ml and 6 ml Headspace Vials
UN-10-1405	10ml Clear Glass Round Bottom Vial
UN-10-0795	10ml Clear Glass Flat Bottom Vial
UN-06-0801	6ml Clear Glass Vial

Part No.	Description
	Headspace Cap and Septa
ALNS-STAG-0638	20mm, Silver Aluminium Crimp Cap with Silicon White / PTFE Beige (Tan) Septa
ALNS-STAG-6579	20mm, Silver Aluminium Crimp Cap with Silicon White / PTFE Beige Dark (Tan) Septa
MG-08-0638	20mm Gold Magnetic Cap With Silicon White/PTFE Beige Septa
BM-08-6579	20mm, Blue Bi-metallic Crimp Cap with Silicon White / PTFE Beige Dark (Tan) Septa
BM-08-0638	20mm, Red Bi-metallic Cap with Silicon White / PTFE Beige Septa
ALNS-BTGR-0057	20mm, Silver Aluminium Crimp Cap, Butyl / PTFE Septa
ALWS-BTGR-6239	20mm Aluminium Pressure Release Cap Butyl / PTFE Septa.

CRIMPER AND DECAPPER



Part No.	Description
	Crimper and Decapper
CRIMP-11	Manual Crimper 11mm
DECAP-11	Manual Decapper 11mm
CRIMP-20	Manual Crimper 20mm
DECAP-20	Manual Decapper 20mm

20ML HEADSPACE VIAL, CAP & SEPTA



Part No.	Description
	20ml Head Space Screw Top Vial, Cap and Septa
ST-20-1307	20 ml Clear Glass Round Bottom Screw Top Vial
ST-20-1311	20 ml Amber Glass Round Bottom Screw Top Vial
SCSP-20-1309	18 mm Silver Magnetic Screw Cap with Silicon White/PTFE Blue Septa
MPHS-18-6331	18 mm Magnetic PP Screw Cap with Blue PTFE / White Silicon SPME Septa

PEEK TUBING



Trajan precision bore PEEK tubing ensures reproducibility in your chromatographic flow rates and results through smooth internal surface along with consistent and tight tolerated IDs.

Features and benefits

- Excellent chemical resistance and inert to most commonly used solvents. Exceptions are very caustic reagents, strong acids and bases.
- Color coded to industry standards for easy identification of inner diameter.
- Leach free colorants.
- Smooth inner walls and precise IDs.
- Works well with either polymer fittings as well as stainless steel fittings.

Product specifications

- Operating temperature up to 100°C max continuous use.
- Operating pressure range up to 10,000 psi (690 bar), size dependent.
- Can be used across a broad pH range of 2 to 14.

Compatible	Cat No.	ID in mm	ID in Inch	OD in Inch	Colour
SHIMADZU	1302005001	0.13mm ID	0.005" ID	1/16"	
Agilent	1302007002	0.17mm ID	0.007" ID	1/16"	
Waters™	1302010003	0.25mm ID	0.010" ID	1/16"	
Preparative HPLC	302020004	0.50mm ID	0.020" ID	1/16"	

MANUAL CRIMPER AND DECAPPER



Manual crimper and decapper for aluminum crimp caps. Ergonomically designed manual crimping tools transform the standards of vial crimping and decapping.

Crimper

Part No.	Description
311990	11 mm Manual Crimper
320990	20 mm Manual Crimper

Decapper

Part No.	Description
311991	11 mm Manual Decapper
320991	20 mm Manual Decapper

ELECTRONIC BATTERY CRIMPER AND DECAPPER



Electronic battery crimper and decapper for aluminium crimp caps*. Reduce strain from repetitive manual crimping. Crimp with the push of a button!

*Not suitable for all-steel or magnetic ring crimp caps; The High Power Unit is required for this application.

Crimper

Part No.	Description
6A11CO	11 mm Electronic Crimper
6A20CO	20 mm Electronic Crimper

Decapper

Part No.	Description
6A11DO	11 mm Electronic Decapper
6A20DO	20 mm Electronic Decapper

SEPTAS



BTO premium high-temp GC septa

Maximum operating temperature 400 °C (330-350 °C for 17mm size). BTO is Bleed and Temperature Optimized for the most demanding GC and GC/MS applications. Septa BTO is formulated to extend low-bleed and outstanding mechanical properties or premium GC septa to the highest-temperature applications. Packaged in Glass Jars.

Part No.	DIA	Application	Type	Description
041896	9	BTO - Premium	High Temp & Center Guide	9 mm OD BTO premium high-temp center guide GC septa PK25
298705	9.5	BTO - Premium	High Temp	9.5 mm OD BTO premium high-temp GC septa PK50
041897	9.5	BTO - Premium	High Temp	9.5 mm OD BTO premium high-temp GC septa PK25
041898	11	BTO - Premium	High Temp & Center Guide	11 mm OD BTO premium high-temp center guide GC septa PK25
298718	11	BTO - Premium	High Temp & Center Guide	11 mm OD BTO premium high-temp center guide GC septa PK100
041899	11.5	BTO - Premium	High Temp & Center Guide	11.5 mm OD BTO premium high-temp center guide GC septa PK25



AG3 low-bleed GC septa

The CRS Advanced Green 3 was specifically created to combine significantly longer injection life, low bleed and low injection port adhesion. The result is a green septum you can use for all your critical analyses. Maximum temperature 350 °C (except in the 17mm size – please see specification details). Packaged in Glass Jar: 2 in. H x 1-1/2 in. W x 1-1/2 in. D; Weight: 59.5 g

Part No.	DIA	Application	Type	Description
041901	9.5	AG3	Low Bleed	9.5 mm OD AG3 low-bleed GC septa PK25
246225	11	AG3	Low Bleed & Center Guide	11 mm OD AG3 low-bleed center guide GC septa PK50
041902	11	AG3	Low Bleed & Center Guide	11 mm OD AG3 low-bleed center guide GC septa PK25
246424	Shimadzu	AG3	Low Bleed & Center Guide	Shimadzu Plug AG3 low-bleed center guide GC septa PK50



General purpose blue GC septa

Our Blue Septa is designed for non-demanding, routine applications. They are easy to penetrate. The septa can be used up to 275 °C and are suitable for 90% of all GC analyses.

Part No.	DIA	Application	Type	Description
234115	11	General Purpose	Blue	11 mm OD General purpose blue GC septa PK100
234116	11	General Purpose	Blue	11 mm OD General purpose blue GC septa PK50
234216	11.5	General Purpose	Blue	11.5 mm OD General purpose blue GC septa PK50
234120	Shimadzu	General Purpose	Blue	Shimadzu Plug General purpose blue GC septa PK100
234121	Shimadzu	General Purpose	Blue	Shimadzu Plug General purpose blue GC septa PK50



Marathon long-life GC septa

Long injection life, pre-pierced for minimal coring. Maximum temperature 350 °C. This septum typically achieves 400 injections without failure, when used with a rounded-tip (Agilent-style) needle and autosampler or needle guide. It is ideal for standard manual-injection GC and GC/MS. Center guide design requires less force for initial penetration, for a smoother feel. Packaged in Glass Jar: 2 in. H x 1-1/2 in. W x 1-1/2 in. D; Weight: 55.0 g

Part No.	DIA	Application	Type	Description
041915	11	Marathon	Long-life Center Guide	11 mm OD Marathon long-life center guide GC septa PK25
239297	11	Marathon	Long-life Center Guide	11 mm OD Marathon long-life center guide GC septa PK50

VESEL GRAPHITE FERRULES

NEW




Part No.	Description
215104	1/16" GC ferrule 0.4 mm ID (long) 85% Vespel / 15% graphite PK10
215164	1/16" GC ferrule 0.4 mm ID Agilent style 85% Vespel / 15% graphite PK10
215105	1/16" GC ferrule 0.5 mm ID (long) 85% Vespel / 15% graphite PK10
215165	1/16" GC ferrule 0.5 mm ID Agilent style 85% Vespel / 15% graphite PK10
215108	1/16" GC ferrule 0.8 mm ID (long) 85% Vespel / 15% graphite PK10
215168	1/16" GC ferrule 0.8 mm ID Agilent style 85% Vespel / 15% graphite PK10

FERRULE & INLET LINERS



Connectors, Ferrules & Inlet Liners for Agilent ThermoFisher SCIENTIFIC

Part No.	Instrument	Column ID	Ferrule ID	Pack size
100% graphite ferrules				
072635	Injectors & detectors at atmospheric pressure e.g. FID(not for GC-MS)	0.1 - 0.32 mm	0.5 mm	10
072636		0.45 - 0.53 mm	0.8 mm	10

Description and geometry	OD (mm)	ID (mm)	Length (mm)	Pack Size	Part No.
For Agilent 5890,6850,6890,7890 and 4890 For Thermo Scientific TRACE 1300GC					
 Split / Splitless FocusLiner	6.3	4	78.5	5	092002

O-Rings and Sealing Rings




Part No.	Description	Usage	Pack Size
0726532	Viton O-Ring	Temperature up to 300°C. Suitable for liners with OD of 0.63 mm	10

Connectors & Ferrules for PerkinElmer Instruments

Part No.	Instrument	Column ID	Size of nut	Ferrule ID	Pack size
100% graphite ferrules					
072627	Injectors & detectors at atmospheric pressure e.g. FID(not for GC-MS)	0.1 - 0.32 mm	1/16"	0.5 mm	10
072626		0.45 - 0.53 mm	1/16"	0.8 mm	10

Connectors, Ferrules & Inlet Liners for SHIMADZU

Part No.	Column ID	Description	Pack size
GC17A, GC2010 and GC2014 detector/ injectors (not for MS interface or QP2010 injector)			
0726080	0.10 - 0.25 mm ID columns	100% graphite	10
0726082	0.45 - 0.53 mm ID columns	100% graphite	10

Description and geometry	OD (mm)	ID (mm)	Length (mm)	Pack Size	Part No.
For PerkinElmer AutoSystem and Clarus 500, 600					
 Split / Splitless FocusLiner	5	3.4	95	5	092062
 Split/ Splitless with middle gooseneck	5	3.4	95	5	092077
 Split/ Splitless with middle gooseneck	5	3.4	95	5	092085

O-Rings and Sealing Rings

Part No.	Description	Usage	Pack Size
0726533	Viton O-Ring	Temperature up to 350°C. For 2010 & 2014 (SPL-2010 injector & SPL-2014 injector)	10

GENERAL PURPOSE MANUAL SYRINGES

5 - 10 µL Metal Plunger

Standard Plunger Protection Syringes

HAMILTON



NEW

Syringe Part No.	Syringe Volume	Needle Length (mm)	Needle Gauge	Needle OD (mm)	Needle ID (mm)	Needle Tip	Syringe Code
Fixed Needle							
001000	5 µL	50	26	0.47	0.11	Bevel	5F
002000	10 µL	50	26	0.47	0.11	Bevel	10F
002030 (pack of 6)	10 µL	50	26	0.47	0.11	Bevel	10F
Removable Needle							
002050	10 µL	50	26	0.47	0.11	Bevel	10R

Guided Plunger

Fixed Needle							
001400	5 µL	50	26	0.47	-	Bevel	5F-GP
Removable Needle							
001450	5 µL	50	26	0.47	-	Bevel	5R-GP

1 µL Volume

HAMILTON



Syringe Part No.	Syringe Volume	Needle Length (mm)	Needle Gauge	Needle OD (mm)	Needle ID (mm)	Needle Tip	Syringe Code
8.0 mm Outer Diameter (OD) Barrel							
000500	1 µL	50	23	0.63	0.155	Cone	1BR-5
000505	1 µL	70	23	0.63	0.155	Cone	1BR-7
000570	1 µL	70	26	0.47	0.155	Cone	1BR-7/0.47

25 µL - 100 µL Metal Plunger

HAMILTON



Syringe Part No.	Syringe Volume	Needle Length (mm)	Needle Gauge	Needle OD (mm)	Needle ID (mm)	Needle Tip	Syringe Code
Fixed Needle							
003000	25 µL	50	25	0.5	0.2	Bevel	25F
004000	50 µL	50	25	0.5	0.2	Bevel	50F
005000	100 µL	50	25	0.5	0.2	Bevel	100F

10 µL PTFE Tipped Plunger

HAMILTON



Syringe Part No.	Syringe Volume	PTFE Tipped Plunger	Needle Length (mm)	Needle Gauge	Needle OD (mm)	Needle ID (mm)	Needle Tip	Syringe Code
Fixed Needle								
002200	10 µL	✓	50	26	0.47	0.11	Bevel	10F-GT

1 mL PTFE Tipped Plunger

Also Suitable for Syringe Pumps and Dispensers

HAMILTON



SGE Syringes
A **TRAJAN** Brand

Syringe Part No.	Syringe Volume	PTFE Tipped Plunger	Needle Length (mm)	Needle Gauge	Needle OD (mm)	Needle ID (mm)	Needle Tip	Syringe Code
Fixed Needle								
008102	1 mL	✓	50	22	0.72	0.37	Bevel	10F-GT
Removable Needle								
008100*	1 mL	✓	50	23	0.63	0.32	Bevel	1MR-GT
Fixed Luer Lock								
008025	1 mL	✓	-	-	-	-	Luer Lock	1MDF-LL-GT

* No thread in Plunger stem of syringe. Part numbers 008100

GC AUTOSAMPLER SYRINGES



Agilent Technologies



NEW

Syringe Part No.	Syringe Volume	PTFE Tipped Plunger	Needle Length (mm)	Needle Gauge	Needle OD (mm)	Needle ID (mm)	Needle Tip	Syringe Code
HP7673, 7683, 7693A and 6850ALS Fixed Needle								
002821	10 µL	✓	42	23-26	0.63/0.47	0.11	Cone	10F-AG-0.63/0.47
002826	10 µL	✓	42	23-26	0.63/0.47	0.11	Cone	10F-AG-GT-0.63/0.47

PAL SYSTEM



Syringe Part No.	Syringe Volume	PTFE Tipped Plunger	Needle Length (mm)	Needle Gauge	Needle OD (mm)	Needle ID (mm)	Needle Tip	Syringe Code
CTC PAL Headspace								
008631	2.5 mL	-	56	23	0.63	-	Side Hole	2.5MF-CTC-EGT-HS-5.6/0.63H

SHIMADZU



Syringe Part No.	Syringe Volume	PTFE Tipped Plunger	Needle Length (mm)	Needle Gauge	Needle OD (mm)	Needle ID (mm)	Needle Tip	Syringe Code
AOC 14, 17, 20 and 20i Fixed Needle								
001988	5 µL	-	42	23	0.63	0.11	Cone	5F-S-0.63
AOC 14, 17, 20 and 20i Removable Needle								
002898	10 µL	-	42	23	0.63	0.11	Cone	10R-S-0.63

GC Manual Syringe

BECKMAN COULTER

ALTex

SSI

VICI



Syringe Part No.	Syringe Volume	PTFE Tipped Plunger	Needle Length (mm)	Needle Gauge	Needle OD (mm)	Needle ID (mm)	Needle Tip	Syringe Code
Fixed Needle								
003300	25 µL	-	51	22	0.028"	0.37	LC	25F-LC
004300	50 µL	-	51	22	0.028"	0.37	LC	50F-LC
005300	100 µL	-	51	22	0.028"	0.37	LC	100F-LC

SGE CAPILLARY COLUMNS



BP-1 : 100% Dimethyl Polysiloxane

Suitable Replacement for : DB-1, HP-1, Ultra-1, SPB-1, CP-Sil 5CB, Rtx®-1, ZB-1, CP-Sil 5CB MS, VF-1MS, Petrocol DH DB-Petro, HP-1MS, SPB-1 Sulfur, VB-1

Part No.	Length Meters	I.D. (mm)	Film Thickness μm
054090	30	0.53	1.0

BP-5 : 5% Phenyl / 95% Dimethyl Polysiloxane

Suitable Replacement for : DB-5, Rtx-5, HP-5, Ultra-2, PTE-5, SPB-5, MDN-5, CP-Sil 8CB, VB-5,ZB-5

Part No.	Length Meters	I.D. (mm)	Film Thickness μm
054177	30	0.32	0.25
054196	30	0.53	5.0

BP-10 (1701) : 14% Cyanopropylphenyl Polysiloxane

Suitable Replacement for : DB-1701, Rtx-1701, HP-1701, SPB-7, CP-Sil 19CB, 007-1701, PE-1701, SP-1701

Part No.	Length Meters	I.D. (mm)	Film Thickness μm
054268	25	0.32	0.5
054280	25	0.53	1.0

BP-624 : Cyanopropylphenyl Polysiloxane

Suitable Replacement for : DB-624, HP-VOC, Rtx Volatiles, Rtx 624, VOCOL, VB-624, ZB-624, OV-624, AT-624, HP-VOC, CP-Select624CB, 007-624

Part No.	Length Meters	I.D. (mm)	Film Thickness μm
054832	30	0.32	1.8
054836	30	0.53	3.0
054838	60	0.53	3.0

BP-20 (WAX) : Polyethylene Glycol

Suitable Replacement for : DB-Wax, HP-20M, Supelcowax 10, CP-Wax 52CB, Stabilwax, Carbowax, HP-Innowax, Rtx-WAX, RH-WAX, ZB-WAX, TG-WAX MS, VF-WAX MS, Elite-WAX

Part No.	Length Meters	I.D. (mm)	Film Thickness μm
054427	30	0.25	0.25
054433	30	0.32	0.25
054451	30	0.53	1.0
054431	50	0.32	0.25
054438	30	0.32	0.5

BPX-70 : 70% Cyanopropyl Polysilphenylene-siloxane

Suitable Replacement for : DB-23, CP-Sil 88, VF-23ms, SP-2330, SP-2380, Rtx®-2330, ZB-FAME

Part No.	Length Meters	I.D. (mm)	Film Thickness μm
054612	30	0.22	0.25
054622	30	0.25	0.25
054623	60	0.25	0.25
054624	120	0.25	0.25

SYNERGY

— TECHNO SUPPORT & SOLUTIONS LLP —

Experience The Synergy Difference!

Contact us today to explore how we can support your lab instrument service needs.





Synergy has been a trusted service and technical support provider for over a decade, specializing in laboratory and analytical instruments across India.

With a trained and skilled team of engineers, our main goal is to ensure customer satisfaction by offering a comprehensive range of services that optimize the performance and reliability of your instruments.

Since inception, we have been committed to surpassing customer expectations. Through continuous improvement, we have expanded and refined our services, setting new industry standards along the way. Our dedication to excellence is evident in our partnerships with renowned brands, guaranteeing top-notch support and service nationwide.

OVERVIEW



Installation and Maintenance:

Our skilled technicians excel at installing and maintaining a variety of instruments. We take care of the necessary qualifications and documentation, seamlessly integrating the instruments into your workflow. Additionally, we offer training to users, empowering them to make the most of the instruments.



Demonstrations:

Get a firsthand experience of the capabilities and features of different instruments through our comprehensive demonstrations. Our knowledgeable team provides clear explanations and guidance on operating the instruments with confidence and efficiency.



In-house Lab Services:

Leverage our expertise for conducting tests on your samples using our supported instruments. We also offer customized Method Development and Sample Analysis services, providing insightful analysis that ensures accurate, reliable, and reproducible results. Make well-informed decisions based on the data generated from your samples.



Annual Maintenance Contracts (AMCs):

For customers seeking regular maintenance and support, we offer flexible AMC services. Our dedicated team ensures that your instruments are always in peak condition, minimizing downtime and maximizing productivity.



Calibration Services:

Trust our calibration services to guarantee precise and dependable measurements. We adhere to industry standards, ensuring that your instruments maintain their precision and performance.



Warranty and Out-of-Warranty Repairs:


Whether your instruments are within the warranty period or beyond, our skilled engineers promptly diagnose and resolve any issues. We aim to minimize disruptions and extend the lifespan of your instruments, safeguarding your investment.

At Synergy,


we take pride in delivering exceptional customer service. We strive to provide reliable technical assistance and tailored solutions to meet your specific needs. Trust us as your partner in maximizing the performance and value of your laboratory instruments.

Discover the Synergy difference today.

BRANDS WE SUPPORT


 **BINDER** Stability Chamber, Oven, Incubator, Ultra Low Freezer
Best conditions for your success


 **GRAM** Deep Freezer, Freezer, Refrigerator
Elastorage you can depend on


 **novasina** Water activity meters
The Art of Precision Measurement

 **Stanford Research Systems** Melting Point Apparatus


 **GETINGE** Glassware Washer, Dryers
LANCER | ULTIMA

 **AM Industries** Sonicator, Waterbath, Leak test Apparatus, Printer, Flashpoint Apparatus, Sieve shaker, Data logger

 **BROOKFIELD AMETEK** Viscometer, Rheometer, CAP Model, Texture Analyzer, Waterbath, Thermosel

 **LAMY RHEOLOGY** Viscometer, Rheometer, CAP Model, Texture Analyzer, Waterbath, Thermocell
INSTRUMENTS


 **HIRAYAMA** Autoclave

 **SHIMADZU** Weighing Balance, Moisture Balance
Excellence in Science


 **Nabertherm** Muffle Furnace, Tube Furnace

 **PolyScience** Waterbath, Chiller
Temperature Control Solutions

 **HSt** Sonicator, Pipette Cleaner
HWASHIN TECHNOLOGY SINCE 1991

 **interscience** Flexi Pump, Blender, Colony Counter

 **w.styler** Sieve Shaker

 **Lovibond** Tintometer, Turbidity Meter

 **CYBERLAB** HPLC

 **Bellingham + Stanley** Refractometer

All Logos, Brand Names, Trademarks & Part Numbers used in this book are property of their respective owners.

WHY CHOOSE US?



Expertise:

With over a decade of experience, we have a team of skilled engineers who are experts in lab instrument service and support. We stay up-to-date with the latest industry advancements to deliver exceptional solutions.



Customer Focus:

Our primary goal is your satisfaction. We listen to your needs, offer personalized solutions, and provide reliable technical assistance to meet your unique requirements.



Quality Assurance:

We are proud of our partnerships with renowned brands, ensuring top-notch support and service. We are committed to maintaining the highest standards of quality in all our services.



Convenience:

We have skilled professionals stationed all over India, we can conveniently access customers nationwide. Our prompt and efficient service ensures minimal disruption to your lab operations.

PRODUCT LISTING

Air Jet Sieve.....	86	Leak Test Apparatus.....	106
Alpine Air Jet Sieve Shaker.....	88	Liners GC / GCMS	116
Analytical Balance.....	2,4	Lyophilizer	96
APT.COM Software.....	44	Melting Point Apparatus.....	62
Ashing Furnace	50	Microbiology - Equipments	69-72
Autoclave	63-68	Moisture Balance	5
Autoclave - Conventional	65	Muffle Furnace	48, 49
Autoclave - Economical.....	66	Oven	30, 31, 32, 33, 54
Autoclave - Exhaust Steam Free with Deodorizing Function	68	Oven - Safety Drying.....	31
Autoclave - Touch Screen with USB Port.....	64	Oven - Vacuum.....	34
Autoclave - with Forced Cooling	67	Overhead Stirrer.....	101
Autoclave - with Full Drying Function by Vacuum Pump.....	68	Peek Tubing	114
Bag Mixer	70	Photostability Chamber.....	40
Bag Mixer - Jumbo	70	Pipette Cleaner	61
Bag Mixer - MiniMix.....	70	Platform Scale.....	107, 108
Balance	2-5, 107, 108	Refrigerator & Freezer	77-84
Blender Bags	69	Refrigerator & Freezer ATEX	77-80
BOD Incubator	36	Refrigerator for Food & Pharma Non-Atex.....	82
Capillary Column.....	119	Refrigerator For Pharma - ATEX (Advanced)	78
Chiller - Bench Top.....	92	Refrigerator For Pharma - ATEX (Basic)	80
Chiller - Portable	91	Refrigerator For Pharma - ATEX (Conventional)	79
Chromatography Consumable	109-119	Rheometer.....	22, 23
Climatic Chamber	37-42	Ro-Tap Sieve Shaker.....	86
Colony Counter - Fully Automatic.....	71	Semi Micro Balance.....	2
Colony Counter - Manual.....	72	Septa GS / GCMS	115
Colony Counter - Semi Automatic.....	72	Sieve	86, 98, 99
Constant Climate Chamber.....	42	Sieve & Sieve Shaker	85-88, 97-99
CPS Fluid	27	Sieve Shaker.....	86, 87, 88, 97
Crimper & Decapper -Electronic.....	114	Sieve Shaker - Conventional	97
Crimper & Decapper -Manual.....	113, 114	Sieve Shaker - Electro Magnetic	87, 88, 97
D2 Lamp.....	110	Specific Gravity Analyzer	6
Data Logger.....	95	Stability Chamber	38, 39
Electronic Printer	6	Static Remover	6
Electronic Sieve Shaker	87, 88, 97	Syringes - Chromatography	117, 118
Ferrule GC / GCMS	115, 116	Tablet Hardness Tester	106
Flash Point Apparatus (Digital) - Pensky Marten Closed Cup...103		Texture Analyzer	7, 8, 24
Flash Point Apparatus (Digital) - Abel	103	TOC Vial Kit.....	110
Flash Point Apparatus (Digital) - Cleveland Open Cup	103	Top Loading Balance	3,4
Foamless Detergent & Neutralizer.....	105	Tube Furnace	51, 52
Forced Convection Chamber Furnace.....	54	Tube Furnace - Split.....	52
Freeze Dryer.....	96	Ultra Low Temperature Freezer	43, 84
Freezer for Food & Pharma Non-Atex	82	Ultrasonic Cleaner	61, 95
Freezer For Pharma - ATEX (Advanced)	78	Ultrasonic Cleaner - Conventional	95
Freezer For Pharma - ATEX (Basic)	80	Ultrasonic Cleaner - Low Noise level (db).....	61
Freezer For Pharma - ATEX (Conventional)	79	Ultrasonic Pipette Cleaner.....	61
Furnace.....	45-54	Universal Statistic Printer	102
Furnace Software - VCD	47	Vacuum Oven.....	34, 100
Gas Supply System	53	Vial, Cap & Septa	111, 112, 113
Gel Timer	18, 19	Viscometer	10-23, 104
General Purpose Water Bath	90	Viscometer - Software 21 CFR Rheotex	28
Glassware Washer & Dryer.....	56-60	Viscometer - CAP	14, 16, 17
Glassware Washer & Dryer - Detergent & Neutralizer.....	59	Viscometer - Process Online / Inline	20, 21
Glassware Washer & Dryer - Forced Air Drying	57	Viscometer - U-Tube	104
Glassware Washer & Dryer - Injector + Forced Air Drying ...57, 58		Viscosity Adaptor - Helipro.....	25
Glassware Washer & Dryer - Rack.....	59, 60	Viscosity Adaptor - Small Volume.....	26
Glassware Washer & Dryer - Rack For Bio Reactor	60	Viscosity Adaptor - Thermocell	25
Glassware Washer & Dryer - Rack For Vial.....	60	Viscosity Adaptor - Ultra Low	26
Glassware Washer & Dryer.....	56-60	Viscosity Standard (CPS Fluid)	27
Glassware Washer & Dryer - Forced Air Drying.....	57	Vortex Mixer	102
Glassware Washer & Dryer - Injector + Forced Air Drying ...57, 58		Water Activity Meter - Economical.....	75
Growth Chamber.....	41	Water Activity Meter - Reference Standard	76
H2O Stabilizer for Water Bath	105	Water Activity Meter - Versatile	75
Headspace Vial, Cap & Septa.....	113	Water Activity Meter - Advanced	74
Homogenizer	70	Water Activity Meter Instrument.....	73-76
Homogenizer Bags.....	69	Water Bath	90, 94
Hot Plate with Magnetic Stirrer.....	101	Water Bath - General Purpose.....	90
Incubator	35, 36	Water Bath - H2O Stabilizer.....	105
Incubator - Cooled - BOD.....	36	Water Bath - Kinematic Viscosity	105
Incubator - Microbiological	35	Water Bath - Refrigerated & Circulating	90, 94
Ionizer.....	6		



AM HOUSE



Serving Industry Since 1967

AmketteAnalytics Limited

📍 ANM House, Plot No. A-141, Road No. 23, Wagle Industrial Area, Thane (W) 400 604 INDIA

☎ 91-22-6614 1500. 6668 1500

✉ info@anmalliance.com

🌐 www.anmalliance.com



★ Head Office ■ Support Centres